

57th

**Annual Meeting
of the Association
for European
Paediatric and
Congenital
Cardiology**

**Innovations and
Controversies**

8-11 May 2024

**Porto,
Portugal**

**FINAL PROGRAMME
E-BOOK**

CONTENT

WELCOME TO PORTO	3
ABOUT AEPC	4
COMMITTEES	5
VENUE & FLOORPLANS	6
Venue Floorplan	6
Exhibition & Posters' Area Floorplan	7
GENERAL INFORMATION	8
Annual Meeting Dates Website	8
Annual Meeting Hours	8
Closed Meetings Committee & Working Group Business Meetings	8
Social Activities	10
Practical Information within the Meeting Venue	11
CME Accreditation	11
Information for Speakers & Presenters (speakers, oral, poster)	11
Meeting Materials for Participants	11
Practical Details about Porto	12
Disclaimer	13
PROGRAMME AT A GLANCE	14
INVITED SPEAKERS & SESSION CHAIRS	17
UPDATE COURSE PROGRAMME	19
SCIENTIFIC PROGRAMME IN DETAIL	21
Wednesday, 08 May 2024	21
Thursday, 09 May 2024	21
Friday, 10 May 2024	29
Saturday, 11 May 2024	41
SPONSORS & EXHIBITORS	46
Industry Symposia	47
Sponsors & Exhibitors Directory	48
Advertisements	55
AEPC 2024 MARKETING HIGHLIGHTS	60
Email Marketing	60
Annual Meeting Website	60
Advertising	60
Social Media	61
SAVE THE DATE FOR AEPC 2025 HAMBURG!	62

WELCOME TO PORTO!

Dear Friends and Colleagues,

It is an honour and pleasure to invite you all to the 57th Annual Meeting of the Association for European Paediatric and Congenital Cardiology to be held in Porto, Portugal, between 8-11 May 2024.

The Local Organising Committee – consisting of national members of paediatric cardiology centres northern, central, and southern Portugal – is dedicated to offering you a great meeting, one that will provide an opportunity for health professionals and researchers to share and discuss research findings, to exchange ideas and insights and to network for collaboration and career development. We are working closely with the AEPC Scientific Committee to create an inspiring and attractive scientific programme with highly prestigious speakers, to address current issues and new challenges in the field of paediatric and congenital cardiology.

AEPC 2024 will take place at the Centro de Congressos da Alfândega do Porto, a historic building located in the old city centre Porto, by the Douro River.

Porto is a UNESCO World Heritage site, elected Best City Destination in Europe in 2022, 2017, 2014 and 2012. It is a special city where we feel like strolling around along the river and the sea, wandering in its narrow and winding streets, feeling the hospitality of its people. There is much to explore and enjoy, a unique atmosphere saluted by the famous Porto wine that no one should miss!

Last but not least, annual meetings are made up of people. So please join us for the AEPC 2024 meeting – your participation is essential for a broad exchange of knowledge and ideas within our scientific community.

Looking forward to welcoming you to Porto!

On behalf of the Organising Committee,

AEPC 2024 Annual Meeting Chairs

Dr. Silvia Alveres

Pediatric Cardiologist,
CMIN-Centro Hospitalar Universitario do Porto UMIB-
ICBAS, University of Porto, Portugal

Dr. Rui Anjos

Pediatric Cardiologist,
Hospital De Santa Cruz - Lisbon, Portugal

ABOUT AEPC

AEPC - ASSOCIATION FOR EUROPEAN PAEDIATRIC AND CONGENITAL CARDIOLOGY



ASSOCIATION FOR EUROPEAN
 PAEDIATRIC AND CONGENITAL
 CARDIOLOGY

AEPC was founded in Lyon in 1963 as Association Européenne pour la Cardiologie Pédiatrique. Since then, AEPC has become a network of specialists who are committed to the practice and advancement of Congenital Cardiology and closely related fields. Cardiology in the Young (CitY) is the official journal of AEPC. AEPC offers a free subscription of 'Cardiology in the Young' (CitY) as part of the annual membership fee. The membership also offers several other benefits.

The overall membership of the Association now stands over 1000 paediatric cardiologists and other specialists working in the field of paediatric cardiology and its related disciplines. The number of members increases by 10-11% a year. As far as we are aware, this makes the Association the largest democratically administered global association in the field of congenital cardiology, and what is equally encouraging is that we now represent members from all the continents. New members are very welcome as they will always bring with them new ideas and innovations.

AEPC and its Working Groups aim to enhance collaboration amongst members for scientific research and professional development and to maintain high standards of professional practice. The Ordinary Members of AEPC originate from 32 countries in Europe, and each country is represented within the Association by an elected National Delegate. AEPC has also several members outside Europe. The Association co-operates with numerous associations/societies working in the field of congenital heart defects originating from other continents. AEPC works also closely together with ESC and its organisations.

WORKING GROUPS

Several activities of AEPC are organised by the Working Groups. The Working Groups represent different subspecialties and specific areas of paediatric and congenital cardiology. Over the years, 10 Working Groups, AaGUCH Task Force (grown-up with congenital heart disease) and a group for the Junior Fellows in Training have been set up within the Association to bring together workers with similar interests in order to facilitate research and collaboration with paediatric cardiac surgeons, adult cardiologists and other scientists in closely related fields.

ANNUAL MEETINGS

An Annual Meeting and an Update Course are organised by AEPC every year in May (usually in the second half of May) in collaboration with one of the member countries. AEPC organises 2-3 Teaching Courses for trainees in Paediatric Cardiology each year. Additional symposia and courses are usually a part of the Annual Meetings.

For further information please visit the official website of AEPC: <https://www.aepc.org/>

To contact AEPC Association Office:

AEPC Office (c/o Kenes Associations)

Phone: +41 229 080483 | E-mail: office@aepc.org

Address: 7, Rue François Vernonnex, 1207 Geneva, Switzerland

COMMITTEES

AEPC COUNCIL

Nico Blom, Netherlands - President
Katarina Hanseus, Sweden - Past-President
Ina Michel-Behnke, Austria - Secretary General
Werner Budts, Belgium - Scientific Secretary
Juha-Matti Happonen, Finland - Treasurer
Tara Bharucha, United Kingdom - Councillor
Enrico Piccinelli, United Kingdom - Junior Councillor
Margarita Brida, Croatia - Councillor, ESC/ACHD Representative
Hitendu Dave, Switzerland - Councillor, Surgical Representative
Ewa-Lena Bratt, Sweden - Councillor, Nurse & AHP Representative
Colin McMahon, Ireland - Councillor
Silvia Alvares, Portugal - AEPC 2024 Annual Meeting Chair

SCIENTIFIC ADVISORY COMMITTEE (SAC)

Werner Budts, Belgium - Scientific Secretary
Enrico Piccinelli, UK - Junior Councillor
Jaspal Dua, UK - Adult Congenital Heart Disease
Fabrizio Drago, Italy - Cardiac Dysrhythmias and Electrophysiology
Adam Kolesnik, Poland - Cardiovascular Morphology
Inga Voges, Germany - Cardiac Imaging
Hitendu Dave, Switzerland - Congenital Heart Surgery
Annika Öhman, Sweden - Fetal Cardiology
Sabine Klaassen, Germany - Genetics, Basic Science and Myocardial Disease
Thomas Krasemann, Netherlands - Interventional Cardiology
Katya de Groote, Belgium - Neurodevelopment & Psycho-social Care
Eva Goossens, Belgium - Nursing & Allied Health Professionals
Nicole Sekarski & Joan Sanchez de Toledo, Switzerland & Spain - Paediatric Cardiovascular Intensive Care
Zdenka Reinhardt, UK - Pulmonary Hypertension, Heart Failure & Transplantation
Guido Pieleles, UK - Sports Cardiology, Physical Activity & Prevention
Daniel de Wolf, Belgium - Taskforce on Clinical (Drug) Trials

LOCAL ORGANISING COMMITTEE CHAIRS

Dr. Silvia Alvares,
Pediatric Cardiologist,
CMIN-Centro Hospitalar Universitario do Porto
UMIB-ICBAS, University of Porto, Portugal

Dr. Rui Anjos
Pediatric Cardiologist,
Hospital De Santa Cruz - Lisbon, Portugal

LOCAL ORGANISING COMMITTEE

Silvia Álvares - Chair
Ana Carriço - Member
Fátima Pinto - Member
Cristina Cruz - Member
Maria João Baptista - Member
Jorge Casanova - Member
Joana Miranda - Member
Rui Anjos - Member
António Pires - Member
Maria Ana Sampaio - Member

VENUE & FLOORPLANS

ANNUAL MEETING VENUE

Alfandega Congress Center

Website: <https://www.ccalfandegaporto.com/>

Address: EDIFÍCIO DA ALFÂNDEGA, R. Nova da Alfândega, 4050-430 Porto, Portugal



Centro de Congressos
 da Alfândega do Porto

MEETING SPACES IN THE VENUE & FLOORPLAN

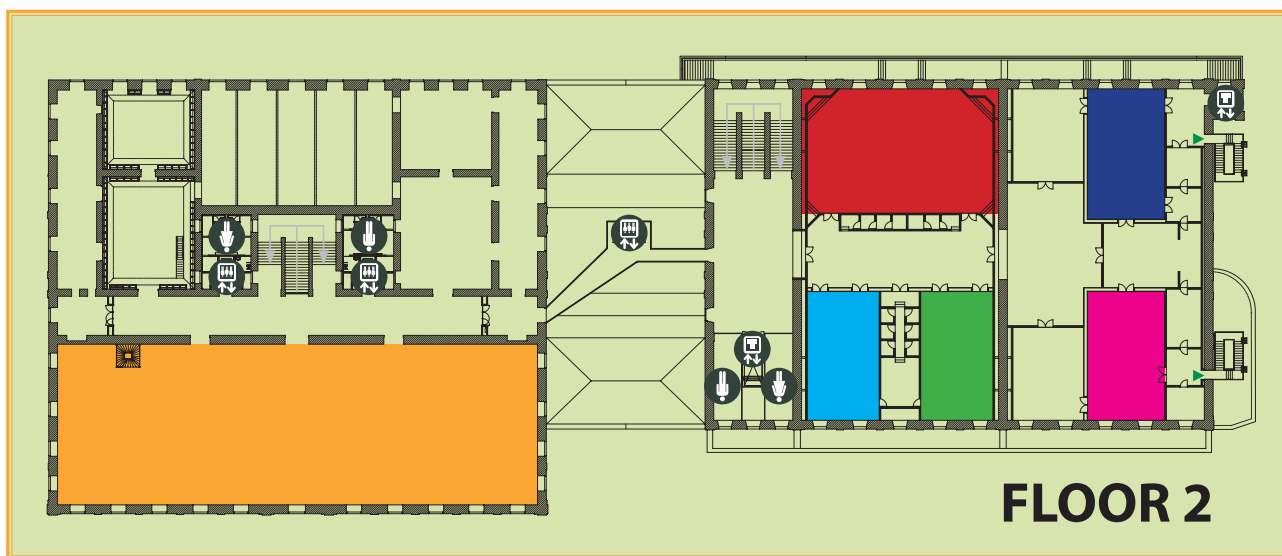


■ REGISTRATION
 AREA -
 AUDITORIUM

■ EXHIBITION,
 POSTERS, CATERING -
 WEST GROUND FLOOR

■ HALL 3 -
 NOBLE
 HALL

■ HALL 2 -
 DESPACHANTES
 HALL



■ HALL 1 -
 ARCHIVE
 HALL

■ HALL 4 -
 INFANTE
 HALL

■ HALL 5 -
 D. MARIA
 HALL

■ HALL 6 -
 D. LUIS
 HALL

■ HALL 7 -
 PORTO
 HALL

■ SPEAKERS
 READY ROOM -
 ARRABIDA HALL

VENUE & FLOORPLANS

EXHIBITION & POSTER AREA'S FLOORPLAN



GENERAL INFORMATION

Annual Meeting Dates | Website

08-11 May 2024

<https://www.aepc2024.org/>

Annual Meeting Hours

Registration Desk Opening Hours

Wednesday, 08 May 2024	from 07:30 to 18:00
Thursday, 09 May 2024	from 07:00 to 18:00
Friday, 10 May 2024	from 08:00 to 18:00
Saturday, 11 May 2024	from 08:00 to 12:00

Daily Scientific Program Hours

(excluding the Working Group business meetings)

Wednesday, 08 May 2024	from 16:30 to 18:00 The Update Course is taking place starting from 08:30 on this day. The Nursing Educational Day taking place starting from 09:00 on this day.
Thursday, 09 May 2024	from 11:30 to 18:00 The AEPC Business Meeting is taking place between 09:00 and 11:00 on this day.
Friday, 10 May 2024	from 09:00 to 18:00
Saturday, 11 May 2024	from 09:00 to 13:30

Exhibition Opening Hours

Wednesday, 08 May 2024	from 18:00 to 19:30 (Welcome Reception)
Thursday, 09 May 2024	from 09:00 to 18:00
Friday, 10 May 2024	from 09:00 to 18:00
Saturday, 11 May 2024	from 09:00 to 12:00

Closed Meetings | Committee & Working Group Business Meetings

Tuesday, 07 May 2024

Time	Meeting	Room	Floor
10:00 – 17:00	AEPC Council Meeting	Miragaia Room	Level 2

Wednesday, 08 May 2024

Time	Meeting	Room	Floor
13:45 – 14:45	Scientific Advisory Committee Meeting	Miragaia Hall	Level 2
15:00 – 16:00	Board of National Delegates Meeting	Miragaia Hall	Level 2
15:00 – 16:00	Coding Committee Meeting	S. Jaoa Hall	Level 2

GENERAL INFORMATION

Thursday, 09 May 2024

Meeting	Room	Time
Cardiac Dysrhythmias & Electrophysiology WG Business Meeting	Hall 1 - Archive Hall	08:00 – 09:00
Fetal Cardiology WG Business Meeting	Hall 2 - Despachantes Hall	08:00 – 09:00
Interventional Cardiology WG Business Meeting	Hall 3 - Noble Hall	08:00 – 09:00
Task Force on Clinical Trials WG Business Meeting	Hall 4 - Infante Hall	08:00 – 09:00
Neurodevelopment and Psychosocial Care WG Business Meeting	Hall 5 - D. Maria Hall	08:00 – 09:00
Adult Congenital Heart Disease WG Business Meeting	Hall 6 - D. Luis Hall	08:00 – 09:00
Pulmonary Hypertension, Heart Failure and Transplantation WG Business Meeting	Hall 7 - Porto Hall	08:00 – 09:00
Irish Diaspora Meeting	Ribeira 2	12:30 – 13:30
Educational Committee Meeting	Miragaia Hall	18:00 – 19:30

Friday, 10 May 2024

Meeting	Room	Time
Cardiac Imaging WG Business Meeting	Hall 1 - Archive Hall	08:00 – 09:00
Paediatric Cardiovascular Intensive Care WG Business Meeting	Hall 2 - Despachantes Hall	08:00 – 09:00
Sports Cardiology, Physical Activity and Prevention WG Business Meeting	Hall 3 - Noble Hall	08:00 – 09:00
Genetics, Basic Science and Myocardial Disease WG Business Meeting	Hall 4 - Infante Hall	08:00 – 09:00
Cardiovascular Morphology WG Business Meeting	Hall 5 - D. Maria Hall	08:00 – 09:00
Congenital Heart Surgery WG Business Meeting	Hall 6 - D. Luis Hall	08:00 – 09:00
Nursing and Allied Health Professionals WG Business Meeting	Hall 7 - Porto Hall	08:00 – 09:00

GENERAL INFORMATION

Social Activities

Opening Ceremony & Mannheimer Lecture

Date | Time: Wednesday, 08 May 2024 | 16:30 – 18:00

Location: Alfandega do Porto | Hall 1 - Archive Hall

All Annual Meeting participants are cordially invited to attend the Opening Ceremony with unique Portuguese performances.

Welcome Reception

Date | Time: Wednesday, 08 May 2024 | 18:00 – 19:30

Location: Alfandega do Porto | Exhibition & Posters' Area

All Annual Meeting participants are cordially invited to attend the Welcome Reception.

Junior Members' Party

Date | Time: Thursday, 09 May 2024 | 20:00 – 21:30

Venue: Selina Bar

Address: Rua das oliveiras 61 4050-449 Porto

IG Link: @easyatselina

Organised for the Junior Members of the AEPC, the Junior Members' Party is an informal, optional and limited-capacity event organised directly by the association. Attendance is booked through the registration system. Drink tickets will be provided to the attendees who have booked for their party attendance.

Nurses & AHP Reception

Date | Time: Thursday, 09 May 2024 | 19:30 – 21:00

Venue: World of Wine – PIP Restaurant

Address: RUA DO CHOUPELO, 39 V.N GAIA, PORTUGAL

Website: <https://www.wow.pt/en>

The Nurses & AHP Reception is an informal, optional and limited-capacity event organised by the Nursing and AHPs Working Group of the AEPC. Attendance is booked through the registration system. Drink tickets will be provided to the attendees who have booked for their party attendance.

Annual Meeting Dinner

Date | Time: Friday, 10 May 2024 | 19:30-23:00

Venue: Palacio da Bolsa

Address: Rua Ferreira Borges, 4050-253 Porto

Website: <https://palaciodabolsa.com/>

The printed tickets for the Annual Meeting Dinner will be provided to the participants who have booked tickets on the registration system. Due to limited capacity, we are unable to provide additional tickets.

*Venue is a 10-minute walk from the congress center.

Closing Ceremony

Date | Time: Saturday, 11 May 2024 | 12:30 – 13:30

Location: Alfandega do Porto | Hall 1 - Archive Hall

All Annual Meeting participants are cordially invited to attend the Closing Ceremony with unique Portuguese performances.

GENERAL INFORMATION

Practical Information within the Meeting Venue

Language of the Annual Meeting

The official language of the AEPC 2024 Annual Meeting is English. No translations will be available during the meeting sessions.



Wi-Fi Network for Meeting Participants

We are pleased to offer complimentary Wi-Fi access to all AEPC 2024 participants. The network name and credentials will be provided at the venue.

Dress Code for Meeting Participants

The dress code for the AEPC 2024 Annual Meeting is business formal or business casual for all occasions unless stated otherwise.

Coffee Breaks & Lunches

Coffee breaks and lunches as stated on the programme will be served in the Exhibition Area and at its Foyer area on the West Ground Floor.

CME Accreditation

The AEPC 2024 Annual Meeting has been granted 15 European CME credits (ECMEC@s) by the European Accreditation Council for Continuing Medical Education (EACCME@).

In order to claim your CME Credits, you are kindly required to fill in and submit the post-meeting survey. After your submission, your CME Certificate will be sent as a pdf document via e-mail.

Information for Speakers & Presenters (speakers, oral, poster)

All speakers and oral abstract & moderated poster presenters are kindly requested to upload their presentations in the Speakers' Ready Room (Arrabida Hall – Level 2) at least 3 hours prior to the start time of their sessions. If the session is the first session in the morning, please upload your presentation the day before.

Speakers' Ready Room Opening Hours

Wednesday, 08 May 2024	from 07:00 to 17:00
Thursday, 09 May 2024	from 07:00 to 18:00
Friday, 10 May 2024	from 08:00 to 18:00
Saturday, 11 May 2024	from 08:00 to 12:30

Meeting Materials for Participants

AEPC Annual Meetings Are Green Meetings!

Beginning with the 2022 Annual Meeting in Geneva, AEPC Annual Meetings are now Green Meetings. Therefore, there will be no printed materials besides the name badges and essential vouchers/tickets. All meeting materials will be provided as online and/or pdf documents and all details regarding AEPC 2024 can be found on the Annual Meeting mobile application.

Name Badges

The name badges will be distributed from the Registration Area. All participants are kindly requested to wear their name badges throughout the Annual Meeting.

Certificates of Attendance

The certificates of attendance will be sent to all participants after the Annual Meeting via e-mail.

GENERAL INFORMATION

Certificates of Presentation

The presenters of oral and poster abstracts will be eligible to receive a certificate of presentation, which will be sent to the presenters upon request after the Annual Meeting. You may contact the Annual Meeting Secretariat (Mr. Emre Köse at ekose@kenes.com) to receive your presentation certificates.

Post-Meeting Survey

A post-meeting survey will be sent to all participants after the Annual Meeting. To claim your CME Credits, you will be required to fill in and submit this survey.

Abstract Publication

The accepted abstracts of AEPC 2024 will be available within the Annual Meeting Mobile Application during the meeting days.

Besides this, there will be an online publication as a supplement of the **CitY - Cardiology in the Young Journal**:

The accepted abstracts of AEPC 2024 are being published in the CitY Journal. The publication will be close to September 2024. The link to CitY Journal will be shared with all participants via e-mail once the publication is completed.

Mobile Application

The Annual Meeting mobile application is prepared to help you navigate through the Annual Meeting details with ease, and to enhance your participation. You may download it via IOS/App Store or Android/Google Play using the QR codes below.



Download via IOS/App Store



Download via Android/Google Play

The event code for the mobile application is **aepec2024**.

To log into the mobile app, please use the credentials that were sent to you via e-mail before the Annual Meeting.

Practical Details about Porto

Time Zone

During the month of May, Portugal observes Western European Summer Time (WEST), which is 1 hour ahead of Greenwich Mean Time (GMT+1).

Language in Porto


The language spoken in Porto is Portuguese, but English is widely spoken by all individuals working within the tourism industry. There will be no language barrier for travellers who are visiting Porto.

Electricity

The standard voltage in Portugal is 230V. The power sockets are mostly Types C and F:



Type C



Type F



GENERAL INFORMATION

Climate

Porto has a Mediterranean climate with mild, wet winters and warm, dry summers. The average daily high in May is 20°C, while average daily lows can reach 12°C.

Currency & Exchange

The Euro is the currency of Portugal. 1 euro equals 100 cents, with the denominations 1, 2, 5, 10, 20 & 50 cents as well as 1 & 2 euro being available as coins. Euro notes come in denominations of 5, 10, 20, 50, 100, 200 and 500 euro.

Exchanging Money: Most banks offer a foreign exchange facility and generally offer the best exchange rates.

Credit & Debit Cards: Credit cards Visa and MasterCard are more widely accepted in Porto than Amex or Diners Club, which may not be accepted in smaller establishments.

About Porto

Information about Porto can be found on the Annual Meeting website, in the Explore Porto section.

Emergency Phone Numbers

Bags and/or suitcases must not be left unattended at any time, whether inside or outside the meeting venue and session halls. As all hotels do, we strongly recommend that our participants use the safety deposit boxes for their valuables.

As with the rest of Portugal, please call the emergency numbers below in case of an emergency:

Police: 112

Emergency: 112

Fire Services: 112

Tourist Police: +351 213 421 623

Airport Security Police Station – Public Security Police (PSP): +351 218 444 530

Poison Information Center (CIAV): +351 800 250 250

Disclaimer

Liability & Insurance

The Annual Meeting Secretariat and Organisers cannot accept liability for personal accidents or loss of or damage to the private property of participants. Upon registration, participants agree that neither the AEPC Council, the Local Organising Committee, nor the Annual Meeting Secretariat assume any liabilities. Participants are advised to arrange their personal travel and health insurance for their trip.

Safety and Security

Bags and/or suitcases must not be left unattended at any time whether inside or outside the meeting venue and session halls. As all hotels do, we strongly recommend that our participants use the safety deposit boxes for their valuables.

PROGRAMME AT A GLANCE

Legend	WG Sessions	Oral Abstract Sessions	Nursing Sessions	Moderated Posters	Plenary & Keynote Lectures	Business Meetings	Industry Sessions
--------	-------------	------------------------	------------------	-------------------	----------------------------	-------------------	-------------------

Wednesday, 8 May 2024							
Time Slot	Hall 1 - Archive Hall	Hall 2 - Despachantes Hall	Hall 3 - Noble Hall	Hall 4 - Infante Hall	Hall 5 - D. Maria Hall	Hall 6 - D. Luis Hall	Hall 7 - Porto Hall
08:00 - 15:40	UPDATE COURSE						NURSING EDUCATION DAY
16:30 - 18:00	OPENING CEREMONY & MANNHEIMER LECTURE Speaker: Eduardo da Cruz, USA						
18:00 - 19:30	WELCOME RECEPTION						

Thursday, 9 May 2024							
Time	Hall 1 - Archive Hall	Hall 2 - Despachantes Hall	Hall 3 - Noble Hall	Hall 4 - Infante Hall	Hall 5 - D. Maria Hall	Hall 6 - D. Luis Hall	Hall 7 - Porto Hall
08:00 - 09:00	BUSINESS MEETING Cardiac dysrhythmias & electrophysiology	BUSINESS MEETING Fetal cardiology	BUSINESS MEETING Interventional Cardiology	BUSINESS MEETING Clinical Trials TF	BUSINESS MEETING Neurodevelopment and Psychosocial Care	BUSINESS MEETING Adult Congenital Heart Disease	BUSINESS MEETING Pulmonary hypertension, heart failure and transplantation WG
09:00 - 11:00	AEPC UPDATE SESSION						
11:00 - 11:30	COFFEE BREAK						
11:30 - 13:00	Challenges in Heart Failure and Transplantation in Pediatrics	Cath MRI	Prevention of Sudden Cardiac Death over the Lifespan	Challenges in Postoperative Arrhythmias	Stress Imaging in Pediatric Cardiology	Oral Abstract Session 01 Adult Congenital Heart Disease	Enablers and barriers for nursing research and leadership across settings
13:00 - 14:30	LUNCH BREAK						
13:20 - 14:20	Industry Session: Medtronic		Design your own career - leading with purpose	Interventional Cardiology - Juniors meet seniors			
14:30 - 16:00	Heart Failure and Transplantation	Indications and management of ICD therapy in paediatric HCM / AEPC position statement	Japanese Society of Pediatric Cardiology and Cardiac Surgery (JSPCCS) Joint Session	Common arterial trunk (CAT) revisited	LV noncompaction cardiomyopathy v. excessive LV trabeculation	Oral Abstract Session 02 Fetal Cardiology	Oral Abstract Session 03 Nursing and Allied Health Professionals and Neurodevelopment
16:00 - 16:30	COFFEE BREAK						
16:30 - 18:00	Newer echocardiographic techniques in pediatric cardiology	The 2023 ESC Cardiomyopathy guidelines as applied to children and adolescents	"Puzzle the experts"	Paediatric pacing: new techniques, management and follow-up	Moderated Posters 01	Oral Abstract Session 04 Genetics and Basic Science	Patient and family empowerment in pediatric and adult congenital cardiology
20:00	JUNIOR MEMBERS' PARTY & NURSES & ALLIED HEALTH PROFESSIONALS RECEPTION (optional, to be held at an offsite venue)						

PROGRAMME AT A GLANCE

Legend	WG Sessions	Oral Abstract Sessions	Nursing Sessions	Moderated Posters	Plenary & Keynote Lectures	Business Meetings	Industry Sessions
Friday, 10 May 2024							
Time	Hall 1 - Archive Hall	Hall 2 - Despachantes Hall	Hall 3 - Noble Hall	Hall 4 - Infante Hall	Hall 5 - D. Maria Hall	Hall 6 - D. Luis Hall	Hall 7 - Porto Hall
08:00 - 09:00	BUSINESS MEETING Cardiac Imaging	BUSINESS MEETING Paediatric Cardiovascular Intensive Care	BUSINESS MEETING Sports Cardiology, Physical Activity and Prevention	BUSINESS MEETING Genetics, Basic Science and Myocardial Disease	BUSINESS MEETING Cardiovascular Morphology	BUSINESS MEETING Congenital heart surgery WG Business Meeting	BUSINESS MEETING Nursing and Allied Health Professionals
09:00 - 10:30	Management of the pathologic RVOT	Atrio-ventricular septal defects - morphology and imaging from fetal to adult life	Joint session Canadian Pediatric Cardiology Association (CPCA)-AEPC Complex surgical cases: what is the best approach	Biomarkers in paediatric heart failure and pulmonary hypertension	Challenges in Training and Professional Development	Young Investigator Award	Joint session with South African Nursing Group
10:30 - 11:00	COFFEE BREAK						
11:00 - 11:30	HAUSDORF LECTURE Speaker: Ina Michel-Behnke, Austria						
11:30 - 13:00	Oral Abstract Session 05 Cardiac Imaging	Oral Abstract Session 06 Interventional Cardiology	Oral Abstract Session 07 Congenital Heart Surgery	Moderated Posters 02	Oral Abstract Session 08 Cardiac Dysrhythmias and Electrophysiology	Moderated Posters 03	Florence Nightingale Lecture
13:00 - 14:30	LUNCH BREAK						
13:20 - 14:20	Industry Session: GE		Junior Session: Coronary arteries anomalies in the paediatric age				
14:30 - 16:00	New percutaneous therapies to treat advanced heart failure	ECG QUIZ: FROM ECG TO THE MECHANISM AND ABLATION SITE	The borderline left heart: challenge or opportunity for a biventricular outcome?	Pulmonary hypertension: Classification and Management	AEPC-PCSI Joint Session	Cardiac Fitness Programs in Pediatric Congenital Heart Disease (In association with the Canadian Pediatric Cardiology Association)	Education in CHD patients and their families
16:00 - 16:30	COFFEE BREAK						
16:30 - 18:00	Setting up an Advanced Adult Fontan Clinic	The Ultimate Surgical Adventure?: PA VSD MAPCAs	Current Status of Management of Paediatric Heart Failure	What's new in arrhythmia	Oral Abstract Session 9	Moderated Posters 04	Oral Abstract Session 10 General & Interventional
20:00	MEETING NETWORKING DINNER (optional ticket event, to be held at an offsite venue)						

PROGRAMME AT A GLANCE

Legend	WG Sessions	Oral Abstract Sessions	Nursing Sessions	Moderated Posters	Plenary & Keynote Lectures	Business Meetings	Industry Sessions
--------	-------------	------------------------	------------------	-------------------	----------------------------	-------------------	-------------------

Saturday, 11 May 2024							
Time	Hall 1 - Archive Hall	Hall 2 - Despachantes Hall	Hall 3 - Noble Hall	Hall 4 - Infante Hall	Hall 5 - D. Maria Hall	Hall 6 - D. Luis Hall	Hall 7 - Porto Hall
09:00 - 10:30	Simple - TGA: not always that simple	Management of Advanced heart failure patients in Pediatric cardiac ICU	Lymphatic system in health and disease	Development of novel treatments in paediatric heart muscle disease	Haemodynamics in Pulmonary Arterial Hypertension	Oral Abstract Session 11: Sports & General	Living with a "potentially lethal disease"
10:30 - 11:00	COFFEE BREAK						
11:00 - 12:30	Failures and successes	Natural and unnatural history of congenital heart disease: Case based learning	MEET THE MORPHOLOGIST SESSION Morphology-imaging-dialogue session - Case session	ARRHYTHMOGENIC CARDIOMYOPATHY IN PEDIATRIC PATIENTS	Neuroprotection after neonatal cardiac surgery in intensive care - an illusion ?	Oral Abstract Session 12 Pulmonary & General	
12:30 - 13:30	KEYNOTE LECTURE & AWARD & CLOSING Speaker: Sabine Klaassen, Germany						

INVITED SPEAKERS & SESSION CHAIRS

The invited speakers and session chairs are listed in alphabetical order for each country. Please visit the Annual Meeting website for the full biographies of the invited speakers.

AUSTRIA

Andreas Tulzer
 Christoph Bauer
 Doris Ehringer-Schetitska
 Eva Grohman
 Hannes Sallmon
 Ina Michel-Behnke
 Julian Hochpöchles
 Peter Fritsch

BELGIUM

Alexander Van De Bruaene
 Daniel de Wolf
 Eva Goossens
 Hans De Wilde
 Katya De Grote
 Marc Gewillig
 Michele de Hosson
 Ruth Heying
 Werner Budts
 Yael Vanharen

CANADA

Aamir Jeewa
 Alison Howell
 Andrea Dragulescu
 Ariane Marelli
 Barbara Cifra
 David Barron
 Edgar Jaeggi
 Luc Mertens
 Lucy Roche
 Matthew Henry
 Michael Khoury

CROATIA

Vesna Herceg- Čavrak

CZECHIA

Peter Kubus

DENMARK

Vibeke Hjortdal

FINLAND

Juha-Matti Happonen
 Olli Pitkanen
 Taisto Sarkola

FRANCE

Alice Maltret
 Damien Bonnet
 Damien Schaffner
 Damien Schaffner
 Diala Khraiche
 Estibaliz Valdeolmillos
 Julien Grynblat
 Lucile Houyel
 Magalie Ladouceur
 Raymond Haddad
 Said Bichali
 Victor Waldmann

GERMANY

Annette Wacker-Gussmann
 Asfour Boulos
 Boulos Asfour
 Christian Meierhofer
 Cordula Wolf
 Daniela Laux
 Gaby Stoffel
 Georg Hansmann
 George Hansmann
 Georgiev Stanimir
 Gunter Kerst
 Heiner Latus
 Hosan Hasan
 Inga Voges
 Jan Müller
 Joachim Hebe
 Kai Thorsten Laser
 Matthias Sigler
 Melina Winkler
 Nikolaus Haas
 Paech Christian
 Peter Ewert
 Renate Oberhoffer-Fritz
 Roman Gebauer
 Sabine Klaassen
 Thomas Kriebel

GREECE

Afrodite Tzifa

HUNGARY

Lazlo Ablonczy

INDIA

Kothandam Sivakumar
 Saurabh Gupta

IRELAND

Colin McMahon
 Imelda Coyne
 LiYen Ng

ITALY

Annalisa Angelini
 Cristina Raimondo
 Domenico Sirico
 Edward Callus
 Enrico Piccinelli
 Fabrizio Drago
 Francesca Raimondi
 Gianfranco Butera
 Giovanni Di Salvo
 Giulia Pasqualin
 Irene Cattapan
 Jolanda Sabatino
 Massimiliano Cantinotti
 Massimo Stefano Silvetti
 Ornella Milanese
 Ornella Milanese
 Paolo Ferrero
 Silvia Castelletti
 Vladimiro Vida

JAPAN

Ayako Chida-Nagai
 Makoto Kudo
 Renjie Wang
 Shinichi Takatsuki
 Yu Matsuo

LITHUANIA

Karolis Azukaitis
 Skaiste Sendzikaite

NORWAY

Elin Hjorth-Johansen
 Thomas Moller

INVITED SPEAKERS & SESSION CHAIRS

POLAND

Adam Kolesnik
 Agnieszka Grzyb
 Aleksandra Cieplucha
 Lidia Ziolkowska
 Maria Mischak-Knecht
 Maria Mischak-Knecht
 Michał Gateczka

PORTUGAL

Ana Correia Costa
 Ana Manuela Fernandes Teixeira
 Antonio Marinho da Silva
 Antonio Pires
 Aphrodite Tzifa
 Claudia Falcao Reis
 Cristina Cruz
 Duarte Saraiva Martins
 Elisabete Martins
 Emanuela Valsangiacomo
 Georgia Brugada
 Guilherme Carvalho Lourenco
 Guilherme Lourenco
 Joana Miranda
 Joana Pimenta
 Joao Rato
 João Sarmiento
 Jorge Casanova
 José Diogo Martins
 Jose Fragata
 Maria Ana Sampaio
 Maria Joao Baptista
 Marlene Carvalho
 Nuno Duarte
 Rui Anjos
 Sergio Laranjo
 Silvia Alvares

SAUDI ARABIA

Dimpna Calila Albert-Brotons

SERBIA

Staša Krsić

SOUTH AFRICA

Alexia Joachim
 Hope Edwards
 Minette Coetzee
 Vivienne Norman

SPAIN

Almudena Ortiz Garrido
 Dimpna Calila Albert-Brotons
 Ferran Roses Noguer
 Georgia Brugada
 Joan Sanchez de Toledo
 Marta Camprubi
 Teresa Segura de la Cal

SWEDEN

Annika Öhman
 Ewa-Lena Bratt
 Felicia Nordenstam
 Frida Dangardt
 Hakan Wahlander
 Ingegerd Östman-Smith
 Karin Tran-Lundmark
 Katarina Hanseus
 Linda Ashman Kröönström
 Malin Berghammer
 Mariela Acuña Mora
 Michal Odermarsky
 Petru Liuba
 Sofi Andersson Stavridis
 Tran- Lundmark Karin
 Wahlander Hakan

SWITZERLAND

Alessia Callegari
 Beat Latal
 Emanuela Valsangiacomo
 Hitendu Dave
 Julie Wacker
 Mathieu Le Bloa
 Natalie Wieden
 Nicole Sekarski
 Phaedra Lehmann
 Reza Hosseinpour

THE NETHERLANDS

Arend van Deutekom
 Bjarke Jensen
 Bram van Wijk
 Erica van den Akker
 Henk Schipper
 Ingrid Van Beynum
 Janneke Kammeraad
 Mark Jan Ploegstra
 Monique Jongbloed
 Nico Blom
 Regina Bokenkamp
 Robin Bertels
 Rolf Berger

Rolph Berger
 Sally Ann-Clur
 Sally-Ann Clur
 Thomas Krasemann
 Wim Helbing

UK

Alice Hurn
 Amanda Potterton
 Anna Seale
 Antony Hermuzi
 Caner Salih
 Craig Williams
 Eric Rosenthal
 Frank Casey
 Guido Piele
 Jaspal Dua
 John Simpson
 Juan Kaski
 Juan Pablo Kaski
 Katrijn Jansen
 Kerry Gaskin
 Lynda Shaughnessy
 Lynda Shaughnessy
 Margarita Brida
 Mohamad Nassar
 Nadezhda Dzhelepova
 Robert Anderson
 Shahin Moledina
 Shakeel Qureshi
 Sylvia Krupickova
 Victor Tsang
 Victoria Jowett
 Zdenka Reinhardt

USA

Brian Holland
 Carolyn Altman
 Charles Berul
 Craig Fleishman
 Eduardo da Cruz
 Erika Rozensweig
 F. Gerald Greil
 Kathleen Mussatto
 Leo Lopez
 Ricardo Munoz
 Ricardo Pignatelli
 Stephen Sanders
 Yoav Dori

UPDATE COURSE PROGRAMME

Wednesday, 8 May 2024

Morning Programme: Preventive pediatric cardiology

08:00	Registration	
08:30	Opening welcome	Silvia Alvares, Rui Anjos, Guido Pieles
<i>Chairs: Silvia Alvares, Felicia Nordenstam (+ Henk Schipper, online moderator)</i>		
08:45	Keynote lecture Preventive pediatric cardiology: are we in the blocks, ready to go?	Renate Oberhoffer-Fritz
09:30	Lecture Start early, live longer: childhood as the key to cardiovascular health	Henk Schipper
10:00	Case studies: A guideline-based approach 1) Dyslipidaemia: why and when to screen, and how to treat 2) Hypertension: repaired CHD and still hypertension 3) Physical activity: public health versus focused physical activity programs	Guilherme Carvalho Lourenco Vesna Herceg- Čavrak Jan Müller
11:00	Coffee Break	
<i>Chairs: Rui Anjos, Renate Oberhoffer-Fritz (+ Felicia Nordenstam, online moderator)</i>		
11:30	Hot topics in preventive pediatric cardiology Set-up: two perspectives, followed by discussion with audience 1) Lifestyle change: A realistic scenario? Move more and eat less? 2) Why diet, if there are GLP1 agonists around?	Frida Dangart & Erica van den Akker (online) Erica van den Akker (online) & Frida Dangart
12:30	Lunch in the park - Walk & talk, local highlights	

Afternoon Programme: Sports as prevention in CHD

<i>Chairs: Doris Ehringer, Guido Pieles, Helder Dores (+ Jan Müller, online moderator)</i>		
13:30	Sports as prevention in children with CHD: Benefits and risks	Guido Pieles & Peter Fritsch
14:15	Case studies: a guideline-based approach 1) TGA and jumping high 2) Fallot and football 3) Cardiac rehabilitation in children with CHD: Does intensity matter?	Nuno Duarte Melina Winkler Craig Williams & Arend van Deutekom
15:15	Wrapping up - quiz	Felicia Nordenstam & Henk Schipper (+ Jan Mueller)
	Prevention - Better safe than sorry	
15:40	Closure	Silvia Alvares & Rui Anjos

NURSING EDUCATION DAY PROGRAMME

Session 1: Prenatal aspects of care for patients with CHD

Chairs: Gaby Stoffel & Amanda Potterton

09:00 - 09:30	Fostering fetal cardiac health: Exploring pharmacological interventions for prenatal arrhythmias and heart failure management	Annika Öhman, Sweden
09:30 - 10:00	Optimizing prenatal well-being: exploring maternal-child dynamics and psychosocial parental support	Phaedra Lehmann, Switzerland
10:00 - 10:30	Nurturing new beginnings: the vital role of nurses in fetal counselling	Alice Hurn, UK
10:30 - 11:00	Coffee Break	

Session 2: Multidisciplinary challenges in the care for newborns and children with heart failure

Chairs: Ewa-Lena Bratt & Lynda Shaughnessy

11:00 - 11:30	Navigating feeding and swallowing challenges in young patients with congenital heart disease	Vivienne Norman, South Africa
11:30 - 12:00	Preparing parents for home monitoring in pediatric heart failure	Elin Hjorth-Johansen, Norway
12:00 - 12:30	Empowering parental preparedness: the use of the Congenital Heart Assessment Tool (CHAT)	Kerry Gaskin, UK
12:30 - 13:30	Lunch	

Session 3: Addressing heart failure challenges in adult congenital heart patients

Chairs: Michele de Hosson & Chantal Etter

13:30 - 14:00	Individualized exercise training: an inspiring challenge for both patients and healthcare professions	Linda Ashman Kröönström, Sweden
14:00 - 14:30	Heartfelt resilience: Nurturing psychological well-being in the heart transplant waiting period	Edward Callus, Italy
14:30 - 15:00	Empowering expecting parents: Effective communication strategies and risk disclosure in pregnancy care	Brian Holland, USA

SCIENTIFIC PROGRAMME IN DETAIL

LEGEND	WG Sessions	Oral Abstract Sessions	Nursing Sessions
Moderated Posters	Plenary & Keynote Lectures	Business Meetings	Industry Sessions

WEDNESDAY, 8 MAY 2024

16:30 – 18:00 HALL 1 – ARCHIVE HALL

OPENING CEREMONY & MANNHEIMER LECTURE

Present and Future of Pediatric Cardiovascular Critical Care: Checks & Balances – **Eduardo da Cruz, USA**

THURSDAY, 9 MAY 2024

08:00 – 09:00 HALL 1 – ARCHIVE HALL

AEPC Business Meeting

11:30 – 13:00 HALL 1 – ARCHIVE HALL

Challenges in Heart Failure and Transplantation in Pediatrics

Chairs: **Zdenka Reinhardt, UK & Håkan Wåhlander, Sweden**

Significant proportion of infants with complex CHD still don't survive childhood: who are they and can we improve their life expectancy? – **Aamir Jeewa, Canada**

Which surgical strategies contribute to development of heart failure in adult life or make it more difficult to successfully transplant ACHD patients – can we rethink them? – **Mohamad Nassar, UK**

Can mechanical support for ACHD patients delay transplant or offer opportunities for those who are currently transplant ineligible? – **Magalie Ladouceur, France**

How can we improve outcomes from transplant in ACHD? – **Lucy Roche, Canada**

11:30 – 13:00 HALL 2 – DESPACHANTES HALL

Cath MRI

Chairs: **Francesca Raimondi, Italy & Inga Voges, Germany**

What does an interventionalist expect from Cath MRI? – **Afrodite Tzifa, Greece**

Cath MRI in pulmonary hypertension – **TBA**

Cath MRI in patients with Fontan circulation – **F. Gerald Greil, USA**

Future perspectives: the role of sequence and scanner developments – **TBA**

11:30 – 13:00 HALL 3 – NOBLE HALL

Prevention of Sudden Cardiac Death over the Lifespan

Chairs: **Guido Pieleas, UK & Doris Ehringer-Schetitska, Austria**

Intrauterine death- are channelopathies the reason? – **Annette Wacker-Gussmann, Germany**

Sudden infant death- what do we need to know? – **Silvia Castelletti, Italy**

Prevention of Sudden Cardiac Death in Young Athletes – **Sergio Laranjo, Portugal**

Risk Stratifications of Sudden Cardiac Death in GUCH patients – **Werner Budts, Belgium**

SCIENTIFIC PROGRAMME IN DETAIL

LEGEND	WG Sessions	Oral Abstract Sessions	Nursing Sessions
Moderated Posters	Plenary & Keynote Lectures	Business Meetings	Industry Sessions

THURSDAY, 9 MAY 2024

11:30 - 13:00 HALL 4 - INFANTE HALL

Challenges in Postoperative Arrhythmias

Chairs: **Damien Schaffner, France & Joana Pimenta, Portugal**

Diagnosis of postoperative arrhythmias - **Guilherme Lourenço, Portugal**

Treatment of JET, SVT and AV Block - **Peter Kubus, Czechia**

Postoperative management : a practical approach... - **Joan Sanchez de Toledo, Spain**

Screening and prevention of postoperative arrhythmias - **Mathieu Le Bloa, Switzerland**

11:30 - 13:00 HALL 5 - D. MARIA HALL

Stress Imaging in Pediatric Cardiology

Chairs: **Heiner Latus, Germany & Sylvia Krupickova, UK**

When & how: indications and tests - **Sylvia Krupickova, UK**

Stress echocardiography - **Giovanni Di Salvo, Italy**

Pharmacological perfusion and stress CMR - **Christian Meierhofer, Germany**

Dynamic stress CMR - **Wim Helbing, The Netherlands**

11:30 - 13:00 HALL 6 - D. LUIS HALL

Oral Abstract Session 01 Adult Congenital Heart Disease

Chairs: **Margarita Brida, UK & TBA**

Cardiac output drop reflects circulatory attrition after Fontan completion: serial cardiac magnetic resonance study - **Sara Camilla Arrigoni, Netherlands**

Effect of exercise habits on Fontan circulation - **Shin Ono, Japan**

Digital Twins for Diagnosis and Treatment Planning in Patients with Univentricular Palliation - **Jan Brüning, Germany**

Fontan circulatory failure: relevance of incorporating CPETech in a dedicated Fontan clinic. - **Aleksandra Cieplucha, Poland**

MICROFON STUDY - differences in the microcirculation in Fontan adults compared to healthy controls; - Preliminary Results - **Rajendra Raghuraman, UK**

Pregnancy Outcomes In Adult Congenital Heart Disease Women: A Single Centre Experience - **Emanuela Concetta D'angelo, Italy**

Exercise capacity is preserved, despite severe right ventricle dilation after repair of Tetralogy of Fallot - **Benedetta Leonardi, Italy**

SCIENTIFIC PROGRAMME IN DETAIL

LEGEND	WG Sessions	Oral Abstract Sessions	Nursing Sessions
Moderated Posters	Plenary & Keynote Lectures	Business Meetings	Industry Sessions

THURSDAY, 9 MAY 2024

11:30 - 13:00 HALL 7 - PORTO HALL

Enablers and barriers for nursing research and leadership across settings

Chairs: **Michele de Hosson, Belgium & Yaël Vanharen, Belgium**

Self-efficacy for Clinical Nurse Leaders - **Marlene Carvalho, Portugal**

Enablers and barriers to clinical leadership - **Sofi Andersson Stavridis, Sweden**

The essentials of leadership as a vehicle for care networks - **Lynda Shaughnessy, UK**

Leadership in nursing research - **Kathleen Musatto, USA**

13:20 - 14:20 HALL 1 - ARCHIVE HALL

INDUSTRY SYMPOSIUM 1

Please check the INDUSTRY SYMPOSIA section for details.

13:20 - 14:20 HALL 3 - NOBLE HALL

Design your own career – leading with purpose.

Chairs: **Enrico Piccinelli, Italy & Ruth Heying, Belgium**

Career development and personal leadership – Learning from personal experience - **Katarina Hanseus, Sweden**

Group Discussion:

Ornella Milanese, Italy

Inga Voges, Germany

Colin McMahon, Ireland

Katarina Hanseus, Sweden

Dimpna Calila Albert-Brotons, Saudi Arabia

Skaiste Sendzikaite, Lithuania

Ina Michel-Behnke, Austria

13:20 - 14:20 HALL 4 - INFANTE HALL

“Interventional Cardiology Juniors meet seniors “

14:30 - 16:00 HALL 1 - ARCHIVE HALL

Heart Failure and Transplantation

Chairs: **Jaspal Dua, UK & Hannes Sallmon, Austria**

Heart Transplantation in CHD: From Neonates to ACHD - **Thomas Moller, Norway**

Pulmonary Hypertension in CHD: From Childhood to ACHD - **Estibaliz Valdeolillos, France**

How can we improve health and transplant-free survival for ACHD patients who develop Heart Failure? - **Katrijn Jansen, UK**

Failing Fontan: Measures in childhood and outcomes in ACHD - **Ariane Marelli, Canada**

SCIENTIFIC PROGRAMME IN DETAIL

LEGEND	WG Sessions	Oral Abstract Sessions	Nursing Sessions
Moderated Posters	Plenary & Keynote Lectures	Business Meetings	Industry Sessions

THURSDAY, 9 MAY 2024

14:30 - 16:00 HALL 2 - DESPACHANTES HALL

Indications and management of ICD therapy in paediatric HCM / AEPC position statement

Chairs: **Juan Pablo Kaski, UK & Robin Bertels, Netherlands**

Risk prediction models - **Ingegerd Östman-Smith, Sweden**

ICD management - **Janneke Kammeraad, The Netherlands**

The patient pathway - case presentations - **Juan Pablo Kaski, UK**

Risk factors for SCD - **Lidia Ziolkowska, Poland**

14:30 - 16:00 HALL 3 - NOBLE HALL

Japanese Society of Pediatric Cardiology and Cardiac Surgery (JSPCCS) Joint Session

Pulmonary Hypertension: Bench to Bed Side

Chairs: **Zdenka Reinhardt, UK & Hiroyuki Yamagishi, Japan**

Genomics of pulmonary hypertension in Japan - **Ayako Chida-Nagai, Japan**

Pulmonary hypertension guidelines: what changes? **Rolf Berger, Netherlands**

Pharmacological therapy for PAH in Japan - **Shinichi Takatsuki, Japan**

PAH in children: when and how to create shunts? **Damien Bonnet, France**

14:30 - 16:00 HALL 4 - INFANTE HALL

Common arterial trunk (CAT) revisited

Chairs: **Inga Voges, Germany & Jorge Casanova, Portugal**

Morphology and classification of CAT - **Stephen Sanders, USA**

Postnatal imaging for surgical decision making - **Tiina Ojala, Finland**

Surgical strategies for CAT repair and reoperations - **Hitendu Dave, Switzerland**

Longterm clinical and imaging follow - **Kai Thorsten Laser, Germany**

14:30 - 16:00 HALL 5 - D. MARIA HALL

LV noncompaction cardiomyopathy v. excessive LV trabeculation

Chairs: **Elisabete Martins, Portugal & Colin McMahon, Ireland**

Embryology and anatomy of LV & RV development - **Bob Anderson, UK**

Animal models of LV noncompaction / excessive LV trabeculation - **Bjarke Jensen, The Netherlands**

Genetics of LV noncompaction and implications for diagnosis - **Sabine Klaassen, Germany**

Imaging in LV noncompaction / excessive LV trabeculation - **Ricardo Pignatelli, USA**

SCIENTIFIC PROGRAMME IN DETAIL

LEGEND	WG Sessions	Oral Abstract Sessions	Nursing Sessions
Moderated Posters	Plenary & Keynote Lectures	Business Meetings	Industry Sessions

THURSDAY, 9 MAY 2024

14:30 - 16:00 HALL 6 - D. LUIS HALL

Oral Abstract Session 02 - Fetal Cardiology

Chairs: **Annika Ohman, Sweden & Taisto Sarkola, Finland**

Artificial intelligence and clinician collaboration to improve detection of fetal atrioventricular septal defects on ultrasound - **Thomas George Day, UK**

Improving Fetal Heart Care in Under-Resourced Areas: Task-switching, Telemedicine, and Collaboration - **Brian James Holland, USA**

The role of the non-invasive abdominal fetal ECG in the detection and monitoring of fetal tachycardia - **Sian C Chivers, UK**

Survival And Long-Term Outcomes Of Antenatally Diagnosed Transposition Of The Great Arteries - **Peter Lillitos, UK**

Fetal Right to Left Ventricular Discrepancy as a Marker of Extracardiac Anomalies With and Without Coarctation - **Stephanie McKeown, Switzerland**

Multidisciplinary approach to vascular rings with prenatal diagnosis: symptoms are never enough - **Laura Vargas Pons, Spain**

Fetal brain oxygenation remains constant in maternal hyperoxygenation despite marked placental response at the expense of blood supply to the brain - **Johannes K. Steinweg, UK**

Effects of anticoagulant treatment options on embryopathy in pregnant women - **Serafettin Corbacioglu, Türkiye**

14:30 - 16:00 HALL 7 - PORTO HALL

Oral Abstract Session 03 - Nursing and Allied Health Professionals and Neurodevelopment

Chairs: **Amanda Potterton, UK & Yaël Vanharen, Belgium**

The Whole is Greater than the Sum of its Parts: Sustainable, Low-Cost, and Impactful Inpatient Cardiac Neurodevelopmental Care - **Kelly Ross Wolfe, USA**

Adolescents and Young Adults with Congenital Heart Disease, Down Syndrome and Both Conditions Talk About Their Quality of Life - **Marcia L Van Riper, USA**

Theophylline effects in the Fontan Circulation (THIEF). Results from a phase 2 pilot study - **Thomas Möller, Norway**

Clarifying morphology of Congenitally Corrected Transposition of Great Arteries - **Sataroopa Mishra, India**

Improving adolescents' knowledge about their CHD through a transition program: a mixed-methods evaluation of the STEPSTONES-CHD trial - **Markus Saarijärvi, Sweden**

Pediatric delirium outside the PICU: Insights from a Pediatric Cardiology Ward with Nurse and Parent-Driven Detection - **Alexander Simma, Germany**

Pulmonary atresia with "intact ventricular septum" associated with a ventricular septal defect: an apparent paradox? - **Julie Karila Cohen, France**

Results from an audit of the past decade of the Ages and Stages Questionnaire used in our paediatric cardiac in-patient population in New Zealand. - **Ana M Kennedy, New Zealand**

SCIENTIFIC PROGRAMME IN DETAIL

LEGEND	WG Sessions	Oral Abstract Sessions	Nursing Sessions
Moderated Posters	Plenary & Keynote Lectures	Business Meetings	Industry Sessions

THURSDAY, 9 MAY 2024

16:30 - 18:00 HALL 1 - ARCHIVE HALL

Newer echocardiographic techniques in pediatric cardiology

Chairs: **Carolyn Altman, USA & Colin McMahon, Ireland**

Clinical application of ventricular and atrial strain STE in CHD - **Leo Lopez, USA**

Echocardiographic 4D BST vortex imaging: a new, revolutionary imaging diagnostic tool -
Massimiliano Cantinotti, Italy

Advances of 3D echocardiography in CHD - **Craig Fleishman, USA**

Fusion imaging in CHD: the future is now - **Luc Mertens, Canada**

16:30 - 18:00 HALL 2 - DESPACHANTES HALL

The 2023 ESC Cardiomyopathy guidelines as applied to children and adolescents

Chairs: **Sabine Klaassen, Germany & Juan Pablo Kaski, UK**

The Cardiomyopathy patient pathway - implications for the paediatric population - **Juan Pablo Kaski, UK**

Genetic testing and counselling - implications for the paediatric population - **Sabine Klaassen, Germany**

Rare disease phenotypes in children and adolescents - **Giuseppe Limongelli, Italy**

Management of arrhythmias and risk prediction in paediatric cardiomyopathies - **Nico Blom, The Netherlands**

16:30 - 18:00 HALL 3 - NOBLE HALL

"Puzzle the experts"

Chairs: **Sally-Ann Clur, The Netherlands & Andreas Tulzer, Austria**

Agnieszka Grzyb (Poland), Nadezhda Dzhelepova (UK), Julian Hochpöchles (Austria), Daniela Laux (Germany)

16:30 - 18:00 HALL 4 - INFANTE HALL

Paediatric pacing: new techniques, management and follow-up

Chairs: **Thomas Kriebel, Germany & Roman Gebauer, Germany**

Novel way to pace patients with normal and abnormal hearts - **Massimo Stefano Silveti, Italy**

Left bundle branch pacing - **Ferran Roses Noguer, Spain**

Lead extractions in paediatric patients - **Mark Walsh, Ireland**

Tiny pacemakers for tiny babies - **Charles Berul, USA**

SCIENTIFIC PROGRAMME IN DETAIL

LEGEND	WG Sessions	Oral Abstract Sessions	Nursing Sessions
Moderated Posters	Plenary & Keynote Lectures	Business Meetings	Industry Sessions

THURSDAY, 9 MAY 2024

16:30 - 18:00 HALL 5 - D. MARIA HALL

Moderated Posters 01

Chairs: **Paola Martins, Portugal & TBA**

Looking through the crystal ball - Feasibility of tele-echocardiography using smart glasses in neonates - **Anna Michaelis, Germany**

Age-adjusted zlog-NT-proBNP as a marker of heart failure symptoms in newborns with native hypoplastic left heart syndrome - **Jonas Palm, Germany**

Pulse wave velocity predicts future aortic dissection in patients with Marfan syndrome - **Simon Dhulst, Belgium**

Non invasive monitoring of pediatric patients with heart failure and pulmonary hypertension - **Carlos Labrandero, Spain**

Echo- and electrocardiographic findings in newborns with inadequate intrauterine growth during pregnancy - a Copenhagen Baby Heart Study - **Emil Høygaard Nørskov, Denmark**

Presepsin may differentiate PGE-1 induced Systemic Inflammation from Sepsis: A Prospective Study - **Arun Kumar Baranwal, India**

Impact of collaboration to improve outcomes after heart transplantation in a small country: the Slovak experience - **Martin Záhorec, Slovakia**

Patient perspective on disease severity and palliative care: an outdated taboo in patient-centered medical care - Interim results of an ongoing survey - **Paul Christian Helm, Germany**

No recent improvement in the first-year survival of infants with congenital heart defect: a population-based French registry study from 1994 to 2021 - **Neil Derridj, France**

Early Detection of accelerated atherosclerosis, in a cohort of survivors suffered from childhood malignancies. - **Andreas Petropoulos, Greece**

16:30 - 18:00 HALL 6 - D. LUIS HALL

Oral Abstract Session 04

Genetics and Basic Science

Chairs: **Claudia Falcao Reis, Portugal & Cordula Wolf, Germany**

Pioglitazone and its R-enantiomer prevent disease in a hypertrophic cardiomyopathy mouse model - **Anna Theresa Pfaller, Germany**

Performance of the PRIMaCy sudden death risk prediction model for childhood hypertrophic cardiomyopathy - **Gabrielle Norrish, UK**

High prevalence of myocardial inflammation and genetic predispositions in children with severe forms of cardiomyopathies - **Hendrik Milting, Germany**

Effects of Troponin-Mutations in Pediatric Myocardium on Alternative Splicing and Gene Expression - **Louisa Habich, Germany**

RNA-sequencing unveils novel {FLT4} splice site variants in isolated CHD - **Maxim Verlee, Belgium**

A new truncating MYBPC3 variant for Hypertrophic Cardiomyopathy detected in the north of Spain. - **Natalia Fernández Suárez, Spain**

Genotype and Cardiac Outcomes in Pediatric Dilated Cardiomyopathy: A single center cohort - **Maha Mubarak Binfadel, Saudi Arabia**

Genetic testing provides insight on precocity and severity of pediatric cardiomyopathies - **Diala Kraiche, France**

SCIENTIFIC PROGRAMME IN DETAIL

LEGEND	WG Sessions	Oral Abstract Sessions	Nursing Sessions
Moderated Posters	Plenary & Keynote Lectures	Business Meetings	Industry Sessions

THURSDAY, 9 MAY 2024

16:30 - 18:00 HALL 7 - PORTO HALL

Patient and family empowerment in pediatric and adult congenital cardiology

Chairs: **Ewa-Lena Bratt, Sweden & Eva Goossens, Belgium**

Patient empowerment, patient participation and patient-centeredness: a conceptual analysis -

Mariela Acuña Mora, Sweden

Empowerment of children with CHD - **Imelda Coyne, Ireland**

Empowering of parents of children with CHD - **TBA**

SCIENTIFIC PROGRAMME IN DETAIL

LEGEND	WG Sessions	Oral Abstract Sessions	Nursing Sessions
Moderated Posters	Plenary & Keynote Lectures	Business Meetings	Industry Sessions

FRIDAY, 10 MAY 2024

09:00 - 10:30 HALL 1 - ARCHIVE HALL

Management of the pathologic RVOT

Chairs: **Georgiev Stanimir, Germany & Asfour Boulos, Germany**

What is a pathologic RVOT? Do we really heal with a PPVI/SPVR - **Regina Bokenkamp, The Netherlands**

Management of the pathologic RVOT - are we treating too late? - **Marc Gewillig, Belgium**

The feasibility and role of RVOT Ablation before or after PPVI with balloon and self-expandable valves - **Gunter Kerst, Germany**

Management of the stenotic/regurgitant RVOT - who should be treated by surgery? - **Caner Salih, UK**

09:00 - 10:30 HALL 2 - DESPACHANTES HALL

Atrio-ventricular septal defects - morphology and imaging from fetal to adult life

Chairs: **Matthias Sigler, Germany & Agnieszka Grzyb, Poland**

Fetal imaging of AVSD - **Ana Teixeira, Portugal**

Morphological spectrum of AVSD - **Lucile Houyel, France**

The surgeon's view on AVSDs - **Vladimiro Vida, Italy**

AVSD in adult life - **Werner Budts, Belgium**

09:00 - 10:30 HALL 3 - NOBLE HALL

Joint session Canadian Pediatric Cardiology Association (CPCA)-AEPC Complex surgical cases: what is the best approach

Chairs: **Nico Blom (Netherlands) & Luc Mertens (Canada)**

Panelists: **David Barron (Canada), Boulos Asfour (Germany), Ina Behnke (Austria)**

- State of the art lecture:

Surgical options in CCTGA - **David Barron, Canada**

Case 1 TGA-PS - **Michał Gałeczka, Poland**

Case 2 Borderline LV - **Matthew Henry, Canada**

Case 3 Neonatal Ebstein - **Alison Howell, Canada**

09:00 - 10:30 HALL 4 - INFANTE HALL

Biomarkers in paediatric heart failure and pulmonary hypertension

Chairs: **Daniel de Wolf, Belgium & Ana Correia Costa, Portugal**

Biomarkers and prediction of outcomes in paediatric heart failure - **Wim Helbing, The Netherlands**

Liquid biopsy and operability in left-to-right shunts - **DE van der Feen, Norway**

Monitoring therapy with biomarkers in paediatric heart failure - **Cordula Wolf, Germany**

SCIENTIFIC PROGRAMME IN DETAIL

LEGEND	WG Sessions	Oral Abstract Sessions	Nursing Sessions
Moderated Posters	Plenary & Keynote Lectures	Business Meetings	Industry Sessions

FRIDAY, 10 MAY 2024

09:00 - 10:30 HALL 5 - D. MARIA HALL

Challenges in Training and Professional Development

Chairs: **Colin McMahon, Ireland & Dimpna Calila Albert-Brotons, Saudi Arabia**

Evaluation of training: Feedback – essence of a good communication – **Inga Voges, Germany**

Training the trainers – current practice and relevant tools – **Ornella Milanesi, Italy**

Self regulated learning – view of a junior member on the ideal compounds of training –

Skaiste Sedizkaite, Lithuania

Interpretation of scientific data. Paper mills. Predatory journals. Research waste – **Karolis Azukaitis, Lithuania**

09:00 - 10:30 HALL 6 - D. LUIS HALL

Young Investigator Award

Chairs: **Hiroyuki Yamagishi, Japan & Nico Blom, The Netherlands**

Central venous pressure augmentation against Abdominal compression as a novel marker for cardiovascular load in the Fontan circulation – **Yu Matsuo, Japan**

Red blood cell distribution width and Platelet distribution width as novel biomarkers for Fontan hemodynamics and associated end organ damage – **Makoto Kudo, Japan**

Impaired relaxation in induced pluripotent stem cell-derived cardiomyocytes with pathogenic TNNI3 mutation of pediatric restrictive cardiomyopathy – **Renjie Wang, Japan**

Radiofrequency ablation vs cryoablation of right atrial lateral accessory pathway in pediatric age: acute and mid-term safety and efficacy profile. – **Cristina Raimondo, Italy**

Natural Shear Wave Elastography in Fontan patients: a new tool for non-invasive assessment of diastolic function? – **Irene Cattapan, Italy**

Postinterventional fetal aortic regurgitation: good or bad? – **Andreas Tulzer, Austria**

09:00 - 10:30 HALL 7 - PORTO HALL

Joint session with South African Nursing Group

Forging Global Partnerships: AEPC and South Africa Unite for Interdisciplinary Healthcare Collaboration and Research Advancement in nursing and allied health professions

Chairs: **Malin Berghammer, Sweden & Hope Edwards, South Africa**

Synergizing Research and Clinical Practice through Collaborative Endeavours –

Ewa-Lena Bratt, Sweden & Alexia Joachim, South Africa

Dysphagia in infants and young children with congenital heart disease – **Vivienne Norman, South Africa**

Palliative Support in Pediatric Cardiology – **Natalie Wieden, Switzerland**

Empowering Africa's Future: Advancing Pediatric Nursing for Local Impact and Global Growth–

Minette Coetzee, South Africa

Q&A time

SCIENTIFIC PROGRAMME IN DETAIL

LEGEND	WG Sessions	Oral Abstract Sessions	Nursing Sessions
Moderated Posters	Plenary & Keynote Lectures	Business Meetings	Industry Sessions

FRIDAY, 10 MAY 2024

11:00 – 11:30 HALL 1 – ARCHIVE HALL

HAUSDORF LECTURE

Chairs: **Thomas Krasemann, The Netherlands & Gianfranco Butera, Italy**

Ductus is the Latin word for way - **Ina Michel-Behnke, Austria**

11:30 – 13:00 HALL 1 – ARCHIVE HALL

Oral Abstract Session 05- Cardiac Imaging

Chairs: **Emanuela Valsangiacomo, Portugal & João Sarmento, Portugal**

CMR reference values in children and adolescents for global function index (GFI) and myocardial contraction fraction (MCF) - **Berit Henke, Germany**

Right ventricle function responses to acute exercise in adolescent athletes, pulmonary hypertension and tetralogy of Fallot - **Dan M. Dorobantu, UK**

Diastolic myocardial stiffness assessed by shear wave elastography in children with a Fontan circulation compared to age-matched healthy volunteers - **Thomas Salaets, Belgium**

Distinct Radiomics Feature Signatures in LGE Sequences of Children and Adolescents with Myocarditis - Results from the multicenter registry "MYKKE" - **Franziska Seidel, Germany**

Pediatric Myocarditis: Cardiac MRI Helps to Predict Adverse Outcome - Results from the "MYKKE"-Registry - **Theodor Uden, Germany**

Myocardial and liver T1 mapping and circulating fibrosis biomarkers in children with Fontan circulation - **Barbara Elisabeth Ursula Burkhardt, Switzerland**

Prognostic Value of Left Atrial Strain in Pediatric Cardiomyopathies: A Multi-Centre Study. - **Jolanda Sabatino, Italy**

SCIENTIFIC PROGRAMME IN DETAIL

LEGEND	WG Sessions	Oral Abstract Sessions	Nursing Sessions
Moderated Posters	Plenary & Keynote Lectures	Business Meetings	Industry Sessions

FRIDAY, 10 MAY 2024

11:30 – 13:00 HALL 2 – DESPACHANTES HALL

Oral Abstract Session 06 – Interventional Cardiology

Chairs: **José Diogo Martins, Portugal & TBA**

The practice of balloon atrial septostomy in the current era. A survey by the junior members of the interventional Working Group of the AEPC – **Gauri Nepali, United Kingdom**
 Transcatheter Atrial Flow Regulator device implantations in restrictive cardiomyopathy: bridge to transplantation or destination therapy – **Georg Hansmann, Germany**
 30 years' experience in percutaneous pulmonary artery interventions in transposition of the great arteries after the arterial switch operation – **Renée S. Joosen, Netherlands**
 Acute Changes in Pulmonary Capillary Wedge Pressure Physiology Following Transcatheter Pulmonary Valve Replacement – **Gareth John Morgan, United States**
 Treatment of RVOT dysfunction in the era of self-expandable valve: Initial results from the Italian Registry – **Gianfranco Butera, Italy**
 outcome of manually modified microvascular plugs to pulmonary flow restrictors in various congenital heart disease – **Mahmoud Alsoufi, United Arab Emirates**
 Off-label use of the Lifetech Konar-MF VSD occluder for transcatheter closure of patent ductus arteriosus: a multicentre experience – **Naychi Lwin, France**
 Overexpansion of the Edwards SAPIEN 3 in the native right ventricle outflow tract: a retrospective single center experience – **Luca Giugno, Italy**

11:30 – 13:00 HALL 3 – NOBLE HALL

Oral Abstract Session 07 – Congenital Heart Surgery

Chairs: **Manuel Pedro Magalhães, Portugal & TBA**

Local pulmonary administration of factor VIIa (rFVIIa) in massive pulmonary haemorrhage in post-operative cardiac infant – **Mohamad Hussam Hamadah, Saudi Arabia**
 Assessment of the pulmonary arterial growth and results of two-stage repair in infants with severe form of tetralogy of Fallot – **Meline Morsina, Russia**
 Cardiopulmonary bypass priming with allogeneic red blood cells – Analysis of immune mediators and their alterations following hemofiltration – **Aylin Poertecene, Germany**
 Bridging infants with single ventricle physiology by pig cardiac xenotransplantation – a new therapeutic possibility – **David K Cooper, USA**
 Management and Outcomes of Ebstein Anomaly in Neonates and Infants: own experience – **Valentyna Khanenova, Ukraine**
 Long term outcomes of infant mitral valve surgery – **Segolene Bernheim, France**
 Circuit and membrane change in pediatric ECMO in cardiac surgery, experience over 10 years – **An Thach Nguyen, France**
 Safe and Effective Use of Apixaban in Paediatric Patients with HeartMate 3 Ventricular Assist Device – **Joeri Van Puyvelde, Belgium**

SCIENTIFIC PROGRAMME IN DETAIL

LEGEND	WG Sessions	Oral Abstract Sessions	Nursing Sessions
Moderated Posters	Plenary & Keynote Lectures	Business Meetings	Industry Sessions

FRIDAY, 10 MAY 2024

11:30 – 13:00 HALL 4 - INFANTE HALL

Moderated Posters O2

Chairs: **Maria Ana Sampaio, Portugal & Aphrodite Tzifa, Greece**

Heart rate variability as a prognostic marker in pediatric pulmonary arterial hypertension- a prospective observational study - **Prashant Bobhate, India**

CMR predictors of the Right Ventricle End Diastolic Pressure in repaired Tetralogy of Fallot: a new CMR approach - **Chiara Marrone, Italy**

Comparative Histology of Tissue-Engineered and Autologous Pericardial Patches in Pediatric Heart Surgery - **Katja Eildermann, Germany**

Interventional treatment options for neonatal aortic thrombosis - **Svea Kleiner, Germany**

Cardiac Magnetic Resonance Imaging; Assessing Myocardial Strain and Fibrosis as Predictors of Adverse Fontan Outcomes - **Sabina Selenius, Finland**

Personalised External Aortic Root Support (PEARS) to prevent autograft dilatation for the Ross procedure in paediatric population - **Ana Redondo Palacios, UK**

4D Echocardiography: Left ventricle normal volumes - **Carmen Gonzalez Mendez, Spain**

Neonatal cardiac, sedation free, contrast free feed-and-wrap MRI can add useful clinical information for decision making - **Malenka M Bissell, United Kingdom**

Outcomes of Transcatheter Closure of Congenital Left Circumflex Coronary Artery Fistula - **Peijian Wei, China**

Anomalous Coronary Artery from the Opposite Sinus: differences in the clinical-instrumental presentation profile in a pediatric and adult cohort - **Martina Evangelista, Italy**

Simulation of healthy patient-specific mitral valves using fluid-structure interaction: validation against in vivo data - **Lea Christierson, Sweden**

Konar MF occluder device: Versatile Application in a Single-Center Experience - **Giulia Guglielmi, Italy**

Proof of Concept: A New Solution for Low-Profile Transcatheter Implantation of Optimus-L stents in Small Children - **Raymond N Haddad, France**

Lymphatic interventions - a case series of 9 patients - **Michael R Schmidt, Denmark**

11:30 – 13:00 HALL 5 - D. MARIA HALL

Oral Abstract Session 08 - Cardiac Dysrhythmias and Electrophysiology

Chairs: **Alice Maltret, France & Juha-Matti Happonen, Finland**

Arrhythmias in congenital heart disease: a nationwide cohort study - **Eva Havers Borgersen, Denmark**

Introduction of the Low Voltage Bridge Mapping for the AVNRT RF ablation in children improves outcomes and safety of the procedure - **Tomasz Marcin Książczyk, Poland**

Clinical Characteristics and Outcomes of Pediatric Patients with Long QT syndrome: A Korean Multicenter Cohort Study - **Mi Kyoung Song, South Korea**

Multisystemic management in children with Andersen-Tawil Syndrome: beyond the QT prolongation. - **Giovanni Parlapiano, Italy**

Catheter ablation of tachyarrhythmias in patients with atrial redirection surgery for d-transposition of the great arteries - 22 years of experience - **Stephan Neumann, Germany**

The impact of vitamin D supplementation for PVCs with an RVOT morphology compared to PVCs with an LV fascicular morphology - **Gabriel Cismaru, Romania**

SCIENTIFIC PROGRAMME IN DETAIL

LEGEND	WG Sessions	Oral Abstract Sessions	Nursing Sessions
Moderated Posters	Plenary & Keynote Lectures	Business Meetings	Industry Sessions

FRIDAY, 10 MAY 2024

11:30 – 13:00 HALL 6 – D. LUIS HALL

Moderated Posters 03

Chairs: **Matthias Sigler, Germany & Maria Misczak-Knecht, Poland**

Correlation between Electrocardiographic Phenotype and Genotype in Children with RASopathy syndromes - **Olga Boleti, UK**

Heart failure in long-term survivors of childhood cancer - a population-based systematic review and meta-analysis - **Jens Böhmer, Sweden**

Vascular ring morphology, age at presentation and surgical outcomes - a single centre review - **Ahmad Ali Mohd Hafiz, UK**

Early and mid-term outcomes of the modified Senning procedure in the double switch operation: application of the triangular double-door technique - **Hyungtae Kim, South Korea**

Catecholaminergic polymorphic ventricular tachycardia: long term experience of single pediatric centre - **Luigina Porco, Italy**

Effects of additional pulmonary flow in bidirectional cavopulmonary connection on subsequent staged total cavopulmonary connection - **Kernfan Puthikitakawiwong, Thailand**

Role of immunostaining methods in the diagnosis of mitochondrial cardiomyopathy - **Atsuhito Takeda, Japan**

The challenge of transeptal access for catheter ablation of left-sided arrhythmia substrate in infants and small children under 6 years of age - **Laszlo Kornyei, Hungary**

Role of miR-122 in Pathogenesis of Congenital Heart Defects during Pregestational Diabetes - **Qingping Feng, Canada**

Double stress of pressure and hypoxia attenuated mitochondrial damage in cardiomyocytes compared to single stress of pressure or hypoxia stress in rat - **Reiji Ito, Japan**

Clinical characteristic and outcome of Barth Syndrome: results from French Cohort of Barth Syndrome Evaluation (FRENCOHBASE) - **Elena Panaioli, France**

Does intraventricular enzyme replacement therapy (ICV-ERT) with Cerliponase alfa affect cardiac function in patients with CLN2 disease? - **Eike Philipp Schneider, Germany**

Cardiac Resynchronisation Therapy (CRT) by right ventricular pacing in a child with complex congenital heart disease: A case report - **Daniel Sew, UK**

Factors affecting long-term outcomes after Fontan: Rationale and design of the Pediatric Cardiac Care Consortium Fontan Cohort Study - **Lazaros L Kochilas, USA**

11:30 – 13:00 HALL 7 – PORTO HALL

Florence Nightingale Lecture

Neurodevelopmental and Psychosocial Outcomes in Congenital Heart Disease: How did we get here, what do we know and where do we need to go? - **Kathleen Mussatto, USA**

SCIENTIFIC PROGRAMME IN DETAIL

LEGEND	WG Sessions	Oral Abstract Sessions	Nursing Sessions
Moderated Posters	Plenary & Keynote Lectures	Business Meetings	Industry Sessions

FRIDAY, 10 MAY 2024

13:20 - 14:20 HALL 1 - ARCHIVE HALL

INDUSTRY SYMPOSIUM 2

Please check the INDUSTRY SYMPOSIA section for details.

13:20 - 14:20 HALL 3 - NOBLE HALL

Junior Session: Coronary arteries anomalies in the paediatric age

Chair: **Enrico Piccinelli, Italy**

Co-Chair: **Agnieszka Grzyb, Poland & Said Bichali, France**

Anomalies of coronary arteries in the absence of structural heart disease - **Andreas Tulzer, Austria**

Almudena Ortiz Garrido - Coronary artery patterns with congenital heart defects and the role of multimodality imaging - **Almudena Ortiz Garrido, Spain**

Coronary artery fistulas and its management - **Raymond Haddad, France**

Coronary arteries involvement in Kawasaki disease and MIS-C - **Alessia Callegari, Switzerland**

Final discussions and winner announcement

14:30 - 16:00 HALL 1 - ARCHIVE HALL

New percutaneous therapies to treat advanced heart failure

Chairs: **Hitendu Dave, Switzerland & Nick Haas, Germany**

Heart failure burden and evidence - **TBA**

Surgical options: ECMO, heart transplantation, VAD - **TBA**

Junior case presentation - **Nick Haas, Germany**

14:30 - 16:00 HALL 2 - DESPACHANTES HALL

ECG QUIZ: FROM ECG TO THE MECHANISM AND ABLATION SITE

Chair: **Fabrizio Drago (Italy)**

Speakers: **Joachim Hebe (Germany), Juha Matthi Happonen (Finland)**

14:30 - 16:00 HALL 3 - NOBLE HALL

The borderline left heart: challenge or opportunity for a biventricular outcome?

Chairs: **Annika Ohman, Sweden & Diala Khraiche, France**

Serial fetal imaging of the borderline left heart: how to predict a biventricular repair - **John Simpson, UK**

Postnatal imaging of HLHC: echocardiography, CT or MRI for biventricular surgical planning? -

Andreea Dragulescu, Canada

How to push for a biventricular repair in HLHC - and know when to stop - **Bram van Wijk, The Netherlands**

The inevitable sequelae after biventricular repair for HLHC: how to image best? - **Emanuela Valsangiacomo, Switzerland**

SCIENTIFIC PROGRAMME IN DETAIL

LEGEND	WG Sessions	Oral Abstract Sessions	Nursing Sessions
Moderated Posters	Plenary & Keynote Lectures	Business Meetings	Industry Sessions

FRIDAY, 10 MAY 2024

14:30 - 16:00 HALL 4 - INFANTE HALL

Pulmonary hypertension: Classification and Management

Chairs: **Damien Bonnet, France & Shahin Moledina, UK**

Classification of PAH and CHD – ideal or need for update? - **Anette Wacker, Switzerland**

Intracardiac shunts and PAH – optimal management? - **Mark Jan Ploegstra, The Netherlands**

Prostanoid use in children with PAH - **Erika Rozensweig, USA**

Advanced therapies for PAH beyond vasodilators - **George Hansmann, Germany**

14:30 - 16:00 HALL 5 - D. MARIA HALL

PCSI - AEPC Joint Session

Novel catheter-based approaches in congenital heart disease

Chairs: **Petru Liuba, Sweden & Kothandam Sivakumar, India**

Balloon mounted stents for sinus venosus defect - **Gianfranco Butera, Italy**

Myval - versatility in different morphology of RVOT - **Kothandam Sivakumar, India**

Percutaneous Pott shunt in severe PAH - **Nick Haas, Germany**

Unconventional Approaches with Atrial Flow Regulators - **Saurabh Gupta, India**

14:30 - 16:00 HALL 6 - D. LUIS HALL

Cardiac Fitness Programs in Pediatric Congenital Heart Disease (In association with the Canadian Pediatric Cardiology Association)

Chairs: **Antonio Pires, Portugal & Barbara Cifra, Canada**

Cardiac Exercise Programs 2.0 – From supervised inpatient training to app-based outpatient approaches in children - **Jan Müller, Germany**

Eligibility assessment for exercise training in CHD – the new functional approach - **Guido Pieles, UK**

Training programs in CHD : current status and future directions - **Barbara Cifra, Canada**

Rationale and Approach of Exercise Interventions in Children with Fontan Circulation -

Michael Khoury, Canada

SCIENTIFIC PROGRAMME IN DETAIL

LEGEND	WG Sessions	Oral Abstract Sessions	Nursing Sessions
Moderated Posters	Plenary & Keynote Lectures	Business Meetings	Industry Sessions

FRIDAY, 10 MAY 2024

14:30 – 16:00 HALL 7 – PORTO HALL

Education in CHD patients and their families

Joint / WG: Nursing and Allied Health Professionals & Educational Committee

Chairs: **Lynda Shaughnessy, UK & Olli Pitkanen, Finland**

How to educate patients and their families in congenital heart disease related topics? -

Dimpna Calila Albert-Brotons, Saudi Arabia

Influence of knowledge on the course of disease and psychosocial health - **Katya De Grote, Belgium**

Nurse-led education of patients and informal caregivers of patients with congenital heart disease: What impact can we expect? - **Eva Goossens, Belgium**

Education of CHD patients and their families - benefits and expectations - **TBA**

16:30 – 18:00 HALL 1 – ARCHIVE HALL

Setting up an Advanced Adult Fontan Clinic

Chairs: **Jolanda Sabatino, Italy & Cristina Cruz, Portugal**

CPET & Echo in the assessment of Fontan hemodynamics - **Alexander Van De Bruaene, Belgium**

The liver during follow-up - **Aleksandra Cieplucha, Poland**

Pregnancy counselling in Fontan - **Magalie Ladouceur, France**

Physical activity - a valuable therapeutic approach in Fontan patients - **Joao Rato, Portugal**

16:30 – 18:00 HALL 2 – DESPACHANTES HALL

The Ultimate Surgical Adventure?: PA VSD MAPCAs

Chairs: **Jose Fragata, Portugal & Bram van Wijk, The Netherlands**

PA VSD MAPCAs - multimodality diagnostic imaging in infancy - **Francesca Raimondi, Italy**

Interventional imaging: how to optimize the pulmonary vascular bed - **Ingrid Van Beynum, The Netherlands**

Imaging for Longterm clinical follow up and reinterventions - **Inga Voges, Germany**

16:30 – 18:00 HALL 3 – NOBLE HALL

Current Status of Management of Paediatric Heart Failure

Chairs: **Julie Wacker, Switzerland & Hosan Hasan, Germany**

Percutaneous interventional device implantation and mechanical support for paediatric heart failure - **Antony Hermuzi, UK**

Noninvasive ventilation in paediatric cardiac failure - **Joan Sanchez de Toledo, Spain**

Long-term venous access in children with prolonged hospital stay for heart failure/mechanical support - **Taisto Sarkola, Finland**

SCIENTIFIC PROGRAMME IN DETAIL

LEGEND	WG Sessions	Oral Abstract Sessions	Nursing Sessions
Moderated Posters	Plenary & Keynote Lectures	Business Meetings	Industry Sessions

FRIDAY, 10 MAY 2024

16:30 - 18:00 HALL 4 - INFANTE HALL

What's new in arrhythmia

Chairs: **Michal Odermarsky, Sweden & Georgia Brugada, Spain**

New drugs and devices for treatment of arrhythmia's - **Thomas Kriebel, Germany**

Drugs and devices for the prevention of sudden death due to arrhythmia - **Victor Waldmann, France**

How to assess drug efficiency after the start of medical anti-arrhythmia treatments -

Maria Miszczak-Knecht, Poland

Arrhythmia and real life: Sports, driving, travel, pregnancy... - **Hans De Wilde, Belgium**

16:30 - 18:00 HALL 5 - D. MARIA HALL

Oral Abstract Session 9

Chairs: **Joana Miranda, Portugal & Frank Casey, UK**

Adverse Cardiac Events among Children, Adolescents, and Young Adults with Psychopharmacological Treatment in Sweden - Descriptive Study - **Howaida Elmowafi, Sweden**

Peri-Procedural Changes in Lung Ultrasound Score following Pediatric Patent Ductus Arteriosus Ligation - **Manuela Da Silva Lopes, Portugal**

Identifying high-risk thoracic aortopathy using positron emission tomography: the AoRTAS study -

Alexander James Fletcher, UK

Early detection of ARVC phenotype in family screening of ARVC: a CMR study in pediatric population -

Elena Panaioli, France

Use Of Beta-Blockers And Angiotensin Receptor-Inhibitors In Paediatric Bicuspid Aortic Valve With Ascending Aorta Dilatation: An Option For The Future - **Andrea Freixa Benavente, UK**

Cerebral autoregulation monitoring after cardiopulmonary bypass surgery for congenital heart disease in the paediatric intensive care unit - **Marcel Methner, Germany**

Pediatric Cardiac Care - from Developing countries to a Cardiac Reference Centre in Portugal - a 11 year experience - **Sofia Rito, Portugal**

Global partnership to support the incorporation of cardiovascular screening in the national school health program in a low-income country - **Ana Mocumbi, Mozambique**

SCIENTIFIC PROGRAMME IN DETAIL

LEGEND	WG Sessions	Oral Abstract Sessions	Nursing Sessions
Moderated Posters	Plenary & Keynote Lectures	Business Meetings	Industry Sessions

FRIDAY, 10 MAY 2024

16:30 - 18:00 HALL 6 - D. LUIS HALL

Moderated Posters 04

Chairs: **Sally Ann-Clur, Netherlands & Eva Grohhman, Austria**

Exercise-based cardiac rehabilitation for children and adolescents with long QT syndrome: RYTHMO'FIT program - **Pascal Amedro, France**

Improving appropriate parenteral nutrition prescribing and transition to oral feeding - **Alix Xanthe Rhodes, UK**

Cardiovascular phenotyping of children and adolescents with Post-COVID syndrome (PCS) at the time of diagnosis - **Hosan Hasan, Germany**

A landscape analysis of Paediatric and Congenital Heart Disease services in Africa - **Liesl Zühlke, South Africa**

PedsQL, Exercise Capacity, And Endothelial Function In Pediatric Fontan Patients - **Jerin Tresa Jose, United States**

Endothelial glycocalyx degradation and circulating endothelin-1 levels in children undergoing cardiac surgery with cardiopulmonary bypass - **Serge Grazioli, Switzerland**

External validation of two emerging perioperative mortality scores for adults undergoing cardiac surgery for congenital heart disease - **Thibault Schaeffer, Germany**

Prenatal prediction of coarctation of the aorta: a systematic review and individual participant data meta-analysis - **Cecilia Villalaín, Spain**

Non-traditional cardiometabolic risk factors in children and adolescents with Metabolic Syndrome may predict early onset atheromatosis - **Sofia Loukopoulou, Greece**

Long Term Survival of Antenatally Diagnosed Functionally Single Ventricle Congenital Heart Disease - **Joyce Su Ling Lim, UK**

Congenital Corrected Transposition of Great Arteries with Situs Inversus: Clinical Features and Long Term Outcomes - **Alper Guzeltas, Türkiye**

The Effects of Physical Activity Levels on Body Composition and Exercise performance in Children and Adolescents with a Fontan Circulation. - **Li Yen Ng, Ireland**

Health-related quality of life in children and adolescents with Marfan syndrome or related disorders: a controlled cross-sectional study - **Aitor Guitarte, France**

SCIENTIFIC PROGRAMME IN DETAIL

LEGEND	WG Sessions	Oral Abstract Sessions	Nursing Sessions
Moderated Posters	Plenary & Keynote Lectures	Business Meetings	Industry Sessions

FRIDAY, 10 MAY 2024

16:30 - 18:00 HALL 7 - PORTO HALL

Oral Abstract Session 10: General & Interventional

Chairs: **Rolph Berger, Netherlands & Antonio Marinho, Portugal**

Myocardial Ischemia and Outcomes in Coronary Artery Atresia in Young Patients - **Silvana Molossi, USA**

Lung function in Fontan patients over a ten-year period; is the Fontan circulation impairing lung development?

- **Maren Emilie Hebeltoft Emilie Hebeltoft Ravndal, Denmark**

High-risk variables in anomalous aortic origin of the right coronary artery: results from supervised and unsupervised learning - **Silvana Molossi, USA**

Utilizing Machine Learning and Ensemble Techniques to Construct a Prediction Model for Kawasaki Disease Identification in Febrile Children - **Chih Min Tsai, Taiwan**

Erosion and embolization after trans-catheter atrial septal defect closure: an European Survey. -

Gainfranco Butera, Italy

Early and Midterm experience with novel KONAR TM Multifunctional Occluder for closure of Ventricular Septal Defects in children less than 3 years - **Arun Krishnaji Bableshwar, India**

Association of Pulmonary Hemodynamics at Fontan with Long-term Outcomes after the Fontan Palliation - **Divya Suthar, United States**

Adverse neurological events following total cavopulmonary connection surgery -

Arshia Akhavan Mofrad, UK

Pulmonary artery growth in Fontan: What is the most effective strategy - **Neil Derridj, France**

SCIENTIFIC PROGRAMME IN DETAIL

LEGEND	WG Sessions	Oral Abstract Sessions	Nursing Sessions
Moderated Posters	Plenary & Keynote Lectures	Business Meetings	Industry Sessions

SATURDAY, 11 MAY 2024

09:00 - 10:30 HALL 1 - ARCHIVE HALL

Simple - TGA: not always that simple

Chairs: **Victoria Jowett, UK & Rui Anjos, Portugal**

D-TGA/IVS: Survey management of simple TGA- what are we doing at the moment? Different approaches in different countries concerning delivery, timing of delivery - **Anna Seale, UK**

D- TGA/IVS: Focus Foramen Ovale - Predicting restrictive Foramen ovale in fetal TGA - morphology aspect - **Agnieszka Grzyb, Poland**

D-TGA Focus: Maternal Hyperoxygenation and TGA as diagnostic tool - **Edgar Jaeggi, Canada**

D-TGA: The interventionists view - **Thomas Krasemann, The Netherlands**

09:00 - 10:30 HALL 2 - DESPACHANTES HALL

Management of Advanced heart failure patients in Pediatric cardiac ICU

Chairs: **Nicole Sekarski, Switzerland & Maria Joao Baptista, Portugal**

Management of RV failure: Indications ECMO and mechanical support -

Dimpna Calila Albert-Brotos, Saudi Arabia

LVAD as destination therapy in children; really an option? - **Karin Tran-Lundmark, Sweden**

Mechanical support in single ventricle - **Hakan Wahlander, Sweden**

09:00 - 10:30 HALL 3 - NOBLE HALL

Lymphatic system in health and disease

Chairs: **Annalisa Angelini, Italy & Vibeke Hjortdal, Denmark**

Morphology of thoracic and abdominal lymphatic system - **Adam Kolesnik, Poland**

Lymphodynamics - how does the lymphatic system work - **Christoph Bauer, Austria**

Imaging of lymphatic system - **Petru Liuba, Sweden**

Lymphatic disorders in CHD patients - not only Fontan - **Yoav Dori, USA**

09:00 - 10:30 HALL 4 - INFANTE HALL

Development of novel treatments in paediatric heart muscle disease

Chairs: **Silvia Alvares, Portugal & TBA**

Nucleic acid therapies for cardiomyopathies - **Franziska Seidel, Germany**

Cardiac myosin inhibitors in paediatric and adolescent HCM - **Juan Pablo Kaski, UK**

MEK inhibition in RASopathies - **Cordula Wolf, Germany**

SGLT2i in paediatric heart failure - **Damien Bonnet, France**

SCIENTIFIC PROGRAMME IN DETAIL

LEGEND	WG Sessions	Oral Abstract Sessions	Nursing Sessions
Moderated Posters	Plenary & Keynote Lectures	Business Meetings	Industry Sessions

SATURDAY, 11 MAY 2024

09:00 - 10:30 HALL 5 - D. MARIA HALL

Haemodynamics in Pulmonary Arterial Hypertension

Chairs: **Colin McMahon, Ireland & Georg Hansmann, Germany**

Hemodynamic definition of PH: does it apply to all ages and to all contexts - **Rolf Berger, The Netherlands**

How do haemodynamics guide management/treatment in PAH? - **Lazlo Ablonczy, Hungary**

Are we measuring pulmonary vascular resistance accurately? - **Daniel de Wolf, Belgium**

Could hemodynamic be monitored in children with PAH? - **Julien Grynblat, France**

09:00 - 10:30 HALL 6 - D. LUIS HALL

Oral Abstract Session 11: Sports & General

Chairs: **Ana Carrico, Portugal & TBA**

Use of new paediatric VO₂max reference equations to evaluate aerobic fitness in overweight or obese children with congenital heart disease - **Pascal Amedro, France**

Early hybrid cardiac rehabilitation in congenital heart disease: the QUALIREHAB multicentre randomized controlled trial - **Pascal Amedro, France**

Nutritional Status in school-aged Children and Adolescents with Congenital Heart Defects in Germany - Comparison with Data from the KiGGS Study - **Christian Apitz, Germany**

Longitudinal health related physical fitness in children with congenital heart disease - narrowing the gap - **Theresa Bauer, Germany**

Early Cardiovascular Events in Pediatric Cancer Survivors - Insights from a Retrospective Observational Study - **Fiorentina Guida, Italy**

Association between pre-existing maternal cardiovascular disease and cardiovascular disease in children - cohort study of 2.6. million children - **André Rudolph, Sweden**

Transcriptomic profiling and commonly-affected genes in both mothers and neonates of preeclampsia: a case-control study - **Ying Lun Hsu, Taiwan**

A randomized trial of home-based high-intensity interval training to improve exercise capacity in patients with Tetralogy of Fallot - **Wouter J. Van Genuchten, Netherlands**

09:00 - 10:30 HALL 7 - PORTO HALL

Living with a "potentially lethal disease"

Joint / WG: Neurodevelopment and Psycho-Social Care & Nursing and Allied Health Professionals & Cardiac Dysrhythmias and Electrophysiology

Chairs: **Miszczak-Knecht Maria, Poland & Frank Casey, UK**

Genetic diagnosis and the link to neurodevelopmental outcomes-what do we know and what do we not know? **TBA**

The impact of a pacemaker and ICD on the quality of life in children - **Paech Christian, Leipzig, Germany**

Screening of children after family history of sudden cardiac death - **Jenny Tollit, UK**

The patients perspectives

SCIENTIFIC PROGRAMME IN DETAIL

LEGEND	WG Sessions	Oral Abstract Sessions	Nursing Sessions
Moderated Posters	Plenary & Keynote Lectures	Business Meetings	Industry Sessions

SATURDAY, 11 MAY 2024

11:00 - 12:30 HALL 7 - PORTO HALL

Failures and successes

Chairs: **Shakeel Qureshi, UK & Thomas Krasemann, The Netherlands**

Superior Vena Cava rupture with pericardial blood effusion - **Domenico Sirico, Italy**

Stenting of a recurrent fistula between the oesophagus and a lusorian artery: when the sheath is stuck - **Said Bichali, France**

Percutaneous closure of a recanalized vertical vein after repair of total anomalous pulmonary venous connection - **Staša Krasić, Serbia**

The importance of being longest - **Gianfranco Butera, Italy**

11:00 - 12:30 HALL 2 - DESPACHANTES HALL

Natural and unnatural history of congenital heart disease: Case based learning

Chairs: **Jaspal Dua, UK & Paolo Ferrero, Italy**

Never too late for repair? (Surgical case) - **Giulia Pasqualin, Italy**

Beyond guidelines: Bailout procedures in advanced heart failure (Catheter Intervention case) - **Domenico Sirico, Italy**

Late repair of shunts: first do not harm (ACHD case) - **Teresa Segura de la Cal, Spain**

Leadless pacing in ACHD (Heart Rhythm case) - **LiYen Ng, Ireland**

11:00 - 12:30 HALL 3 - NOBLE HALL

MEET THE MORPHOLOGIST SESSION

Morphology-imaging-dialogue session - Case session

Morphology panel: **Robert Anderson (UK), Adam Kolesnik (Poland), Monique Jongbloed (Netherlands), Annalisa Angelini (Italy)**

Case presentation: VSD restriction in patients with double-inlet left ventricle during stages of single ventricle - **Alper Guzeltas, Turkey**

Morphological considerations - **Robert Anderson, UK**

Panel discussion

Case presentation: Coexistence of Atrioventricular Septal Defect and Hypertrophic Cardiomyopathy in patient with Down syndrome - **Zachos Panagiotis, Greece**

Morphological considerations - **Annalisa Angelini, Italy**

Panel discussion

Case presentation: Antenatal Diagnosis of Pulmonary Atresia with Intact Ventricular Septum - **Siti Noratikah Mohd Yusoff, Australia**

Morphological considerations - **Adam Kolesnik, Poland**

Panel discussion

Case presentation: The many faces of pulmonary venous return - **Duarte Saraiva Martins, Portugal**

Morphological considerations - **Monique Jongbloed, Netherlands**

Final panel discussion (all cases)

SCIENTIFIC PROGRAMME IN DETAIL

LEGEND	WG Sessions	Oral Abstract Sessions	Nursing Sessions
Moderated Posters	Plenary & Keynote Lectures	Business Meetings	Industry Sessions

SATURDAY, 11 MAY 2024

11:00 - 12:30 HALL 4 - INFANTE HALL

Arrhythmogenic Cardiomyopathy in Pediatric Patients

Chairs: **Fabrizio Drago, Italy & Juan Pablo Kaski, UK**

ACM from genetics to phenotype in pediatric patients - **Juan Pablo Kaski, UK**

Clinical and histological expression in pediatric patients - **Lidia Ziolkowska, Poland**

Ventricular Arrhythmias in Pediatric Patients: which are the Red Flags? - **Georgia Brugada, Spain**

Risk stratification for primary prevention - **Roman Gebauer, Germany**

11:00 - 12:30 HALL 5 - D. MARIA HALL

Neuroprotection after neonatal cardiac surgery in intensive care - an illusion ?

Chairs: **Sanchez de Toldeo Joan, Spain & Dimpna Calila Albert-Brotons, Saudi Arabia**

Why is the Brain at risk? - **Ricardo Munoz, USA**

How to assess the brain function - **Damien Schaffner, France**

How to protect the brain during surgery - **Reza Hosseinpour, Switzerland**

Management of Neurologic Complications and Long term follow-up - **Camprubi Marta, Spain**

11:00 - 12:30 HALL 6 - D. LUIS HALL

Oral Abstract Session 12: Pulmonary & General

Chairs: **Karin Tran-Lundmark, Sweden & TBA**

ABO-incompatible heart transplants in older children: a new paradigm in transplant? - **Paolo Hollis, UK**

Inflammasome in experimental pulmonary arterial hypertension, a natural history study -

Emmanouil Mavrogiannis, Netherlands

Fontan Associated Liver Disease (FALD) in the EUROFONTAN experience. An insight into European awareness - **Anna Gozzi, Italy**

European Cooperation: Evaluation of the MYKKE Risk Prediction Score in Pediatric Patients with Myocarditis data from the Swedish SWEDCON registry - **André Rudolph, Sweden**

Eosinophilic gastrointestinal disease in children with heart transplantation: case series - **Cristina Núñez Carretero, Spain**

Complete Isolated Vascular Rings: more than 20 years experience at a single tertiary referral center - **Lucia Marasini, Italy**

Fontan associated liver disease - impact of cardiac function on disease progression - **Jan Hinnerk Hansen, Germany**

4D flow cardiac magnetic resonance imaging to assess pulmonary blood flow in patients with pulmonary arterial hypertension associated with congenital - **Estibaliz Valdeolmillos, France**

Risk Factors for Reintervention Following Treatment for Aortic Coarctation in Sweden: From Simple Coarctation to Complex Congenital Heart Disease - **Constance G Weismann, Sweden**

SCIENTIFIC PROGRAMME IN DETAIL

LEGEND	WG Sessions	Oral Abstract Sessions	Nursing Sessions
Moderated Posters	Plenary & Keynote Lectures	Business Meetings	Industry Sessions

SATURDAY, 11 MAY 2024

12:30 - 13:30 HALL 1 - ARCHIVE HALL

KEYNOTE LECTURE & AWARD & CLOSING

Cardiomyopathy – from gene discovery to precision medicine,
Sabine Klaassen, Germany

SPONSORS & EXHIBITORS

THANKS TO OUR SPONSORS AND EXHIBITORS
FOR THEIR INVALUABLE SUPPORTS TO AEPC 2024

Silver Sponsor



Bronze Sponsors



Exhibitors and Supporters



Industry Symposia



INDUSTRY SYMPOSIA

Industry Satellite Symposium 1 - Medtronic

Transcatheter Pulmonary Valve Replacement: Patients' Perspective Now and In the Future

Chairs: Mario Carminati (Italy) & Caroline Ovaert (France)

Opening and introduction **Mario Carminati (Italy) & Caroline Ovaert (France)**

Up to 15 years of MelodyTM, what this means to us? **Marc Gewillig (Belgium)**

"Lifetime management decision: Interactive Case sharing" 1 case presented by Chairperson (pre-adolescent with small conduit) + audience vote + CS point of view + discussion **Rui Rodrigues (Portugal)**

"So I had a MelodyTM, can I have a baby now?" **Stanimir Georgiev (Germany)**

Questions and discussion on Melody moderated by Chairperson Harmony Case presented and questions

Elchanan Bruckheimer (Israel)

Closing **Mario Carminati (Italy) & Caroline Ovaert (France)**

Medtronic Engineering the extraordinary

Industry Satellite Symposium 2 – GE Healthcare

From Fetal to Children's: Ultrasound in the Continuum of Congenital Heart Disease

Learning Objectives:

1. Explore Technological Innovations: Examine the latest advancements in ultrasound technology that enhance the diagnosis and monitoring of congenital heart diseases from the fetal stage through childhood.
2. Master Imaging Techniques: Gain practical skills in advanced ultrasound methods for accurate assessment of congenital heart anomalies, with a focus on the integration of cutting-edge imaging features.

Speakers:

Dr Queralt Ferrer

Dr Vicky Jowett

 **GE HealthCare**

SPONSORS & EXHIBITORS DIRECTORY

All company profiles in the Sponsors & Exhibitors Directory are listed in alphabetical order.

Abbott

Web : [https://www.structuralheart.abbott/...](https://www.structuralheart.abbott/)

At Abbott, we are leading the way for structural heart therapies and challenging current treatment options to change the course of patient care. Our comprehensive portfolio is designed to be as minimally invasive as possible and to treat a broad range of patients with structural heart diseases, from infants to elderly patients. We've set a new standard of care as we relentlessly focus on delivering better therapies, better evidence, and better experiences.



Aibody.io Limited

Web : <https://aibody.io/>

Digital physiology is the science of programming what we know about how the human body functions. This allows us to simulate, in digital form, the behavior of a human organism, or specific parts of it. We have the most comprehensive library of digital physiology models in the world covering subcellular, tissue, organ, system, and complete organism functions as well as pharmacokinetics. Our model covers 132,000 parameters, enabling advanced simulation of physiological processes ranging from intra-cellular biochemical transformations all the way to intracardiac hemodynamics. The key to our innovation is our unique bottom-up approach to modeling digital physiology.



AOP Health

Web : <https://www.aop-health.com/>

The brand AOP Health incorporates several companies: The International Healthcare Group is the European pioneer for integrated therapies for rare diseases and in critical care. Over the past 25 years, the company has become an established provider of integrated therapy solutions from its headquarters in Vienna, its subsidiaries, and representative offices throughout Europe and the Middle East, as well as through partners worldwide. This development has been made possible by a continually high level of investment in research and development on the one hand and a highly consistent and pragmatic orientation towards the needs of all our stakeholders on the other - especially the patients and their families as well as also the doctors and care professionals treating them.



SPONSORS & EXHIBITORS DIRECTORY

Berlin Heart GmbH

Web : <https://www.berlinheart.de/en/>

Berlin Heart GmbH develops, produces and markets innovative systems for mechanical circulatory support. With our products EXCOR® Adult and EXCOR® Pediatric, we cover the entire scope of medical indications. We are the only company in the world offering systems that can support patients of every age and size, from newborns all the way to adults.

Our systems are used for left, right* or biventricular (bilateral) circulatory support: EXCOR®, Berlin Heart's paracorporeal VAD, is virtually unrivaled in the domain of biventricular circulatory support.



CardioBase

Web : http://www.cardibase.net/index_en.html

CardioBase - Cardiology Information System is an information system for cardiology service management. The system manages the patient's clinical process from admission to discharge. It is possible to register examinations, and consultations, and manage the entire hospitalization. This platform contains a scheduling service and waiting lists that manage all medical acts performed and to be performed at the Cardiology Service. CardioBase is a system made with doctors, for doctors. It's totally flexible, and adaptable to the needs of your Service.



Cimon Medical A/S

Web : www.cimonmedical.com

Cimon Medical develops and manufactures novel Doppler ultrasound technology for healthcare and aim to become the market leader in continuous direct monitoring of blood-flow. The first product is CE marked NeoDoppler - non-invasive continuous monitoring of blood-flow in the brain of premature or critically ill infants. The company's vision is to develop products for a wide range of clinical applications related to continuous monitoring of blood-flow.



GE HealthCare

Web : <https://www.gehealthcare.com/>

GE HealthCare is a leading global medical technology, pharmaceutical diagnostics, and digital solutions innovator, dedicated to providing integrated solutions, services and data analytics to make clinicians more effective, therapies more precise, and patients healthier and happier. Serving patients and providers for more than 100 years, GE HealthCare is advancing connected and compassionate care, while simplifying the patient's journey across the care pathway. Together, we're creating a world where healthcare has no limits. Learn more at www.gehealthcare.com



SPONSORS & EXHIBITORS DIRECTORY

Inozyme Pharma

Web : <https://www.inozyme.com/>

Inozyme Pharma is a rare disease biopharmaceutical company developing novel therapeutics for the treatment of diseases of abnormal mineralization impacting the vasculature, soft tissue and skeleton. Through our in-depth understanding of the biological pathways involved in mineralization, we are pursuing the development of therapeutics to address the causes of these debilitating diseases. It is well established that two genes, ENPP1 and ABCC6, play key roles in a critical mineralization pathway and that defects in these genes lead to abnormal mineralization. We are initially focused on developing a novel therapy to treat the rare genetic diseases of ENPP1 and ABCC6 Deficiencies.



LifeTech Scientific Corporation

Web : www.lifetechmed.com

Established in 1999, LifeTech Scientific Corporation (Stock Code: 1302.HK) is committed to the R&D, manufacture, and sales of minimally invasive interventional medical devices for cardio-cerebrovascular and peripheral vascular diseases. The company provides patients with innovative device solutions in the treatment of structural heart diseases, peripheral vascular diseases, and bradycardia, and the company also expands its business scope in respiratory interventional business, neurointerventional business and interventional oncology business. Over 1,500 high-quality patents have been filed of the company, and its sales network has penetrated more than 100 countries and regions around the world.



Medtronic

Web : <https://europe.medtronic.com/xd-en/index.html>

We lead global healthcare technology, boldly attacking the most challenging problems. Our Mission – to alleviate pain, restore health, and extend life – unites a global team of 90,000+ people, and our technologies transform the lives of two people every second, every hour, every day. Expect more from us. Medtronic. Engineering the extraordinary.



Micropace

Web : <https://micropaceep.com/>

At Micropace, we began designing and manufacturing EP Cardiac Stimulators in 1995 and have grown to be world's No. 1 supplier of EP Cardiac Stimulators worldwide. Our company's success stems from our intimate knowledge of clinical cardiac electrophysiology and its practitioner's needs, guided by our founding CEO and cardiac electrophysiologist, Dr Michael Cejnar, FRACP, allowing us to deliver products which are very easy to use and reliable, yet feature packed for the power user.



SPONSORS & EXHIBITORS DIRECTORY

North Medical GmbH

Web : <https://www.northh.de/>

NorthhMedicalisaHamburg-basedcompanyofexpertsinradiology, gynecology and medical engineering, focusing on cardiac MRI. Having learned of the limitations in diagnosing prenatal congenital heart disease, they felt the need to get active. Driven by innovation and pushing for scientific and clinical results, the experts at Northh Medical aim to continuously optimize their product. Thereby, Northh Medical empowers specialists for prenatal diagnosis of congenital heart disease to use cardiac MRI by providing smart-sync, a fetal cardiac gating device.



NuMED

Web : www.numedforchildren.com

For almost 40 years, we have been developing, manufacturing, and delivering groundbreaking cardiovascular products for patients with heart defects. Our company now manufactures over 26 interventional brands that are distributed in more than 100 countries globally. Our mission is to develop innovative high-quality, minimally invasive medical devices to constantly improve the treatment and long-term outcomes of patients with congenital heart defects. We collaborate with thought leaders around the world and welcome the opportunity to partner with interventionalists in creating tomorrow's cardiovascular product advancements.



Occlutech

Web : <https://occlutech.com/>

Occlutech is a leading specialist provider of minimally invasive cardiac devices, with a mission to improve the quality of life for people with heart conditions. The vision is to become a global leading specialist provider in cardiac devices, addressing congenital heart defects, stroke prevention and heart failure. Since 2003, Occlutech has developed, manufactured, and commercialized occluders and interatrial shunt products. Occlutech has a broad and proven portfolio, based on proprietary technology, and over 200 patents with more than 150,000 products sold. Occlutech markets and sells its structural heart and interatrial shunt products to hospitals and clinics in approximately 85 countries through its direct sales organization and international network of distribution partners. Occlutech has around 275 employees and maintains manufacturing and R&D facilities in Jena, Germany and Istanbul, Turkey, with a global supply and customer support hub located in Helsingborg, Sweden.



SPONSORS & EXHIBITORS DIRECTORY

PFM Medical

Web : www.pfmmedical.com

pfm medical is an internationally operating, medium-sized family company based in Germany, offering solutions in the field of healthcare. For 50 years we have successfully developed, manufactured and distributed quality products, while simultaneously offering reliable services.

In the field of Cardio Vascular Technologies (CVT) we offer intelligent systems for cardiovascular treatment. Our CVT products are being distributed in most countries around the world. Our focus products; With our Nit-Occlud® product range, pfm medical offers a portfolio of innovative occluders for the treatment of congenital and structural heart defects.

- The Nit-Occlud® PDA is designed for the safe and effective occlusion of the congenital heart defect PDA (Persistent Ductus Arteriosus)

- The Nit-Occlud® Lê VSD unique flexible coil design has been especially designed for the closure of Ventricular Septal Defects (VSD)

and is suitable for perimembranous and muscular VSDs

- The Nit-Occlud® PFO for the patent foramen ovale is knitted from a single Nitinol wire, making protruding fixation-clamps obsolete

All occlusion devices have already been successfully implanted in several thousand patients around the world. A range of accessories complements this occluder offering, such as snares and diagnostic catheters.



Philips

Web : www.philips.com/ultrasound

Philips is a health technology company focused on improving people's health and well-being through meaningful innovation – from healthy living and prevention to diagnosis, treatment and home care. Applying advanced technologies and deep clinical and consumer insights, Philips partners with customers to deliver integrated solutions that help provide improved patient experience, better health outcomes, improved staff experience, and lower cost of care.



Proveca Pharma Ltd

Web : <https://www.proveca.com/>

The use of unlicensed and off-label medicines for treating children is widespread with associated risks as these products have not been properly studied in paediatric populations¹.

Healthcare professionals and parents or caregivers are often required to manipulate an adult medicine to obtain an appropriate dose for a child, for example, by splitting a tablet to provide a smaller dose, or in more complex cases preparing a suspension from a crushed tablet. Such manipulations increase the variability in the product by inaccurate measurement, issues with stability or errors in instruction for manipulation¹.



SPONSORS & EXHIBITORS DIRECTORY

Surgical Science

Web : <https://surgiscience.com/>

On a Mission to Enhance Patient Safety and Healthcare Outcomes With Validated Medical Simulation Training.

Surgical Science is a medical simulation company by heart, run by humans dedicating their actions and passions for people, medicine and technology to enhance patient safety and healthcare outcomes worldwide.



Ventripoint Diagnostics Ltd

Web : www.ventripoint.com

Ventripoint Diagnostics Ltd is a medical device company that is primarily engaged in the development and commercialization of cardiac diagnostic tools. Ventripoint's flagship product, VMS+, is a diagnostic aid that was developed to provide a point of care solution to better communicate the heart's structure and function without the need for MRI.

The VMS+ marries the ingenuity of the cardiac MRI and Echo with the power of Ventripoint's KBR technology. KBR enables you to construct a 3D model of the heart and calculates volumes and ejection fractions for all chambers with an accuracy comparable to the MRI.



Venus Medtech Europe

Web : www.venusmedtech.com

Founded in 2009, Venus Medtech is located in Hangzhou, China and is committed to the development and industrialization of innovative medical devices in the field of structural heart disease. Venus Medtech has established comprehensive solutions for structural heart disease, with a complete product pipeline covering all four heart valves, namely TAVR, TPVR, TMVR and TTVR, as well as hypertrophic cardiomyopathy, hypertensive renal denervation (RDN) therapy and relevant accessory products.



Virtual Simulations

Virtual Simulations specializes in creating 3D visualizations based on medical files. Advanced technology is used to produce highly detailed and accurate representations of medical data, allowing users to manipulate and interact with the visualizations in real-time. This technology has applications in a wide range of medical fields, medical education, and research. With Virtual Simulations, medical professionals can gain a better understanding of complex medical conditions and treatments, ultimately leading to better patient outcomes.



SPONSORS & EXHIBITORS DIRECTORY

W. L. Gore & Associates GmbH

Web : www.goremedical.com/eu

Gore engineers medical devices that treat a range of cardiovascular and other health conditions. With more than 50 million medical devices implanted over the course of more than 45 years, Gore builds on its legacy of improving patient outcomes through research, education and quality initiatives. Product performance, ease of use and quality of service provide sustainable cost savings for physicians, hospitals and insurers. Gore is joined in service with clinicians and through this collaboration we are improving lives.



Wisepress Medical Bookshop

Web : www.wisepress.com

Wisepress.com, Europe's leading conference bookseller, attend around 200 conferences every year. We have an extensive range of books and journals relevant to the themes of this conference available at our booth. We also have a comprehensive range of STM titles available on our online bookshop. Follow us on Twitter @WisepressBooks.





ELEVATING 2D ECHO PRECISION TO AI-DRIVEN 3D MRI INSIGHTS

Stop by the Ventripoint booth to see our revolutionary cardiac imaging and quantification technology in action.

- From 2D echo to 3D MRI quantifications
- Conduct heart scans in mere minutes
- Explore 4 chamber analysis with ease
- Advanced RV assessment
- Discover next level strain analysis
- Integrating 2D slices into 3D cardiac models
- Seamless integration into your workflow
- Democratizing care
- Cost-efficient cardiac diagnostic solution
- Seamlessly integrates with existing clinical workflows

JOIN THE HEART OF INNOVATION AT AEPC WITH VENTRIPOINT'S EXCLUSIVE HANDS-ON WORKSHOP — AND GET A CHANCE TO WIN AN IPAD.

Discover the future of pediatric cardiology with a rare opportunity to engage directly with Ventripoint's cutting-edge technology. We're thrilled to invite you to our hands-on workshop featuring the esteemed Dr. Kai Thorsten Laser, a pioneer in the field. (Consultant pediatric cardiologist - Herz-und Diabeteszentrum North Rhine-Westfalia | HDZ NRW · Center for Congenital Heart Defects)

Experience first-hand the revolutionary transition from 2D to 3D cardiac imaging, and learn how to harness this technology to elevate patient care. Dr. Laser will guide you through the nuances of our system, offering insights that meld clinical expertise with technological prowess.

Seats are limited—this is your chance to immerse yourself in the next dimension of cardiac assessment. Don't miss out on transforming your practice with knowledge from a leading expert in the field. Reserve your spot now and step into the world of 3D quantification with Ventripoint at AEPC. You will be automatically entered into the iPad raffle.

As part of our contribution to AEPC, Ventripoint is thrilled to offer you the opportunity to attend a unique workshop and win an iPad.

Here's how to participate:

1. **Visit Our Booth:** Stop by the Ventripoint booth to see our revolutionary cardiac imaging technology in action.
2. **Register** for the first-come, first-served Workshop and iPad raffle. Provide your contact details using the QR code to win. It's quick and easy!
3. **Learn & Engage:** Experience a live demo and interact with our experts. Discover how our innovative solutions are transforming cardiac diagnostics.
4. **Participate** in our workshop, which features the esteemed cardiologist Dr. Kai Thorsten Laser. This is a rare opportunity to engage directly with Ventripoint's cutting-edge technology.
5. **Stay Tuned:** The lucky winner will be announced at the end of the conference. Don't miss your chance to take home an iPad!

By entering the raffle, you're also stepping into the world of advanced cardiac care. We're looking forward to showing you what Ventripoint has to offer!

Terms and conditions apply. The raffle is open to all AEPC attendees, excluding industry.

WIN AN IPAD

WORKSHOP 1

May 10 at 13:30 hrs
Break/follow up: 14:30 hrs

WORKSHOP 2

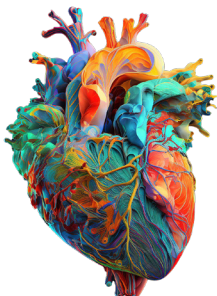
May 10 at 15:00 hrs
Break/follow up: 16:00 hrs

Ribeira 2 Hall



REGISTER HERE

ventripoint.com/aepec2024



VENTRIPOINT'S SOLUTION IS TRUSTED BY TOP MEDICAL FACILITIES AND KEY OPINION LEADERS ACROSS EUROPE AND NORTH AMERICA.

Ventripoint products' availability may vary by country or region and is subject to regulatory approval. Not all products are cleared for clinical use everywhere. It is the user's responsibility to comply with local regulations.



HANG ON, LITTLE HEROES



An initiative to support children with congenital heart defects.

As a global healthcare company, Abbott is committed to research and development of life-changing technologies for babies and children with heart problems. Every year, more than 1 million babies are born with serious heart defects. 9 out of 10 children are living in countries without access to the specialized care they need to survive. Therefore we partner with organizations and physicians dedicated to giving these children the best possible treatment. And to give them the chance to grow up and reach their full potential.

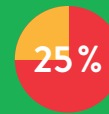
www.little-hearheroes.com



Congenital heart defects are the most common birth defect in the world^{1,2}.



1.35 million babies worldwide are born with congenital heart disease every year^{1,2}.



Nearly 25% of babies with a congenital heart defect require surgery during their first year³.



93% of these children have no access to care^{2,4}.

1. Van der Linde S. Birth Prevalence of Congenital Heart Disease Worldwide. A Systematic Review and Meta-Analysis, J Am Coll Cardiol 2011;58:2241-7

2. Hoffmann J. The global burden of congenital heart disease Cardiovasc J Afr 2013; 24: 141-145

3. Moller JH, Taubert KA, Allen HD, Clark EB, Lauer RM. Cardiovascular health and disease in children: current status. A Special Writing Group from the Task Force on Children and Youth, American Heart Association. Circulation. 1994;89(2):923-930.

4. The Heart Fund Manifesto 2015

© 2023 Abbott. All rights reserved. 9-EH-2-13943-01 01-2023

OrphaCare

MEMBER OF THE AOP ORPHAN GROUP

AOP
HEALTH

FOCUS ON Personalised Medicine

At OrphaCare, we
don't just talk about
personalised medicine,
WE LIVE IT!

AOP Health is the European
pioneer for integrated therapies
for rare diseases and in
critical care.

**Needs.
Science.
Trust.**

WWW.ORPHACARE.COM

WWW.AOP-HEALTH.COM



EXCOR® Revive


Innovative, standardized, pulsatile, subpulmonary circulatory support for patients with Fontan failure

Build a Bridge to Transplant.
Build a Bridge to Life!



Fontan patient Luca received EXCOR® Revive support

PORTO '24
aopc
ANNUAL MEETING

Meet us at the
AEPC Annual Meeting in Porto!
Booth Nr. 10 

Visit us at:



www.berlinheart.de



Luca's Story on Youtube

The access to some or all shown products may be restricted due to country-specific regulatory approvals. EXCOR Active is intended for professional healthcare facility environments only. The use of EXCOR, VAD for adults, RVAD-support, EXCOR Blood pumps with bileaflet valves, EXCOR Venous Cannula, EXCOR Arterial Cannula for Graft is not FDA approved. EXCOR Active is an investigational device approved for pediatric use in a clinical study under IDE# G200252 approved by the FDA.

Medtronic

Transcatheter pulmonary valve replacement: patients' perspectives now and in the future

Thursday, May 9 | 13:20 - 14:20 | Hall 1

Chairpeople: Prof. Mario Carminati and Prof. Caroline Ovaert

Faculty: Dr. Elchanan Bruckheimer, Dr. Stanimir Georgiev, Prof. Marc Gewillig and Dr. Rui Rodrigues



Melody™ Transcatheter Pulmonary Valve



Visit us at the **Your Heart Matters Capsule**
You can find us at the Quay.

Connect, Educate, Innovate.

See the device manuals for detailed information regarding the instructions for use, the implant procedure, indications, contraindications, warnings, precautions, and potential adverse events. For further information, contact your local Medtronic representative and/or consult the Medtronic website at medtronic.eu. For applicable products, consult instructions for use on manuals.medtronic.com. Manuals can be viewed using a current version of any major internet browser. For best results, use Adobe Acrobat® Reader with the browser. Important Reminder: This information is intended only for users in markets where Medtronic products and therapies are approved or available for use as indicated within the respective product manuals. Content on specific Medtronic products and therapies is not intended for users in markets that do not have authorization for use. Not intended to constitute medical advice or in any way replace the independent medical judgment of a trained and licensed physician with respect to any patient needs or circumstances. Melody™ TPV is not suitable for all patients and ease of use, outcomes, and performance may vary. See the instructions for use for indications, contraindications, precautions, warnings, and adverse events.



For nearly 40 years, we have been developing, manufacturing, and delivering groundbreaking cardiovascular products for patients with heart defects. Our company now manufactures over 26 interventional brands that are distributed in more than 100 countries globally.

Our mission is to develop innovative high-quality, minimally invasive medical devices to constantly improve the treatment and long-term outcomes of patients with congenital heart defects. We collaborate with thought leaders around the world and welcome the opportunity to partner with interventionalists in creating tomorrow's cardiovascular product advancements.

For more information, please visit our website:
www.numedforchildren.com.

FEATURED PRODUCTS

TYSHAK MINI®

- Micro-thin balloon material allows for an exceptionally low profile
- Short, flexible distal tip provides superior maneuverability and maximum trackability
- Reduced sheath size helps minimize vessel trauma and entry-site complications
- Available in 4.0-10.0mm balloon diameters and 1.0-4.0cm balloon lengths




BIB® Stent Placement Balloon Catheter

- Two-stage inflation process reduces risk of asymmetric stent opening and stent dislodgement
- Compatible with the CP Stent® family of products
- Available in 12.0-30.0mm balloon diameters and 2.5-6.0cm balloon lengths



A complete portfolio of Occluders for Structural Heart interventions



Occlutech ASD Occluder



Occlutech PDA Occluder



Occlutech mVSD Occluder

www.occlutech.com

© Occlutech. All rights reserved. Occlutech is a registered trademark. Individual product availability is subject to local regulatory clearance and may not be available in all territories.



Follow us on
LinkedIn



**It fits right.
Discover the new
X11-4t mini
3D TEE probe*.**

Visit Philips at booth #15 during AEPC 2024!

*FDA cleared, CE mark pending

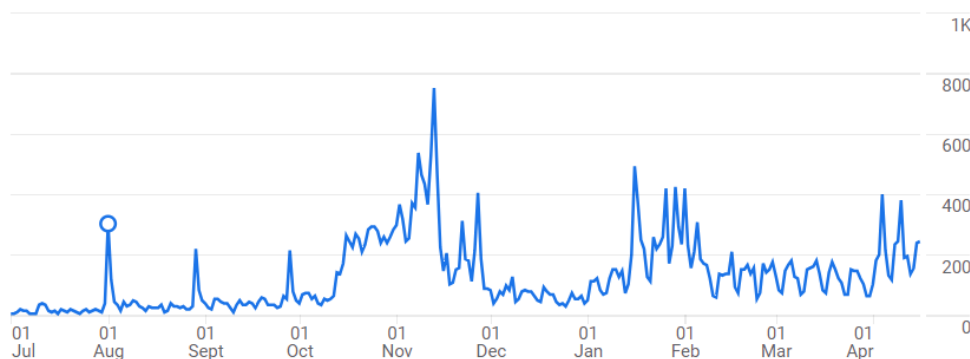
AEPC 2024 MARKETING HIGHLIGHTS

Email Marketing:

- **14 mailshots** sent to marketing database of **43K+ contacts** to promote the AEPC 2024 meeting cycle, including abstract submission, registration, and scientific programme updates

Annual Meeting Website:

- AEPC 2024 website created in July 2023, receiving an impressive **122K views** and **27K visitors** over the months leading up to the annual meeting



- Website traffic peaked during the first abstract submission deadline (13 November), receiving **750 visitors in one day**
- The pages receiving the **highest number of visitors** were as follows:

Views by Page

PAGE TITLE	VIEWS
Home AEPC 2024 Annual Meeting, ...	48K
Abstract Submission AEPC 2024 A...	17K
Scientific Programme AEPC 2024 ...	11K
Register Now AEPC 2024 Annual M...	11K
Book Your Hotel AEPC 2024 Annua...	4.1K
Update Course Programme AEPC 2...	3.4K
Welcome Message AEPC 2024 Ann...	3K

Advertising:

- Google Ads to promote abstract submission and registration for AEPC 2024 achieved an impressive **1 million+ impressions** and **11,400+ clicks**.

AEPC 2024 MARKETING HIGHLIGHTS

Social Media:

- AEPC’s social media accounts on Facebook & Twitter/X had a combined **48.5K+ impressions**.

Performance Summary

Impressions 48,507	Engagements 2,950
Engagement Rate (per Impression) 6.1%	Post Link Clicks 912

- Total audience across AEPC’s Facebook & Twitter/X pages grew, with **256 new followers** across both platforms.
- Take a look at some of our **social media posts with the highest impressions:**

The following table summarizes the 8 social media posts shown in the image:

Platform	Date	Topic	Impressions
Twitter/X	Wed 31/1/2024 15:38 CET	Introducing speakers for #AEPC2024	647
Twitter/X	Thu 22/2/2024 17:11 CET	Save your calendars for the upcoming WG session "LV Noncompaction Cardiomyopathy v..."	632
Twitter/X	Fri 8/12/2023 10:13 CET	The "Heart Failure and Transplantation" working group session at #AEPC2024	619
Twitter/X	Thu 3/8/2023 20:36 CEST	Follow us on social media and never miss a thing!	613
Facebook	Tue 9/1/2024 17:51 CET	Registration Deadline for Abstract Submitters & Presenters 29 January 2024	363
Facebook	Thu 14/9/2023 18:06 CEST	Abstract Topic Highlight: Sports Cardiology, Physical Activity and Prevention	358
Facebook	Fri 4/8/2023 16:06 CEST	Abstract Submission Now OPEN for #AEPC2024	246
Facebook	Thu 11/1/2024 17:53 CET	Pulmonary Hypertension: Bench to Bed Side	169



#AEPC2025

58th

**Annual Meeting of
the Association for
European Paediatric
and Congenital
Cardiology**

28-31 May 2025

**Hamburg,
Germany**

www.aepc2025.org

SAVE THE DATE





www.aepc2024.org